



विदेश व्यापार महानिदेशालय
DIRECTORATE GENERAL OF
FOREIGN TRADE

Directorate General of Foreign Trade

User Help File

Restricted Exports Help Manual

Version 2.0

May 2022

Table of Contents

1. Introduction and Accessing DGFT Portal	2
2. Contact@DGFT	2
3. Registering on New Portal	2
4. Forgot Password	3
5. Apply for Restricted Exports	6
6. Apply for Amendment of Restricted Exports	20
7. Apply for Revalidation of Restricted Exports	34
8. Apply for Exports of sample or exhibits gifts spares replacement	47
9. Apply for Amendment of Exports of sample or exhibits gifts spares replacement	58
10. Apply for Revalidation of Exports of sample or exhibits gifts spares replacement	70
11. Actions that can be performed on the submitted application	79
12. What's New.....	85

1. Introduction and Accessing DGFT Portal

This document is the help file for Restricted exports in the new system. To access the new portal, navigate to <https://dgft.gov.in>

The new portal is compatible with the following browsers: Chrome 70 + / Firefox 70 + / IE 11 +

Users are advised to refer to the latest help file available under Learn > Application Manuals in the DGFT Portal.

2. Contact@DGFT

To raise a concern to DGFT the user may call the given Toll Free Helpline number given on the DGFT Portal or raise a request using the “**Contact@DGFT**” page.

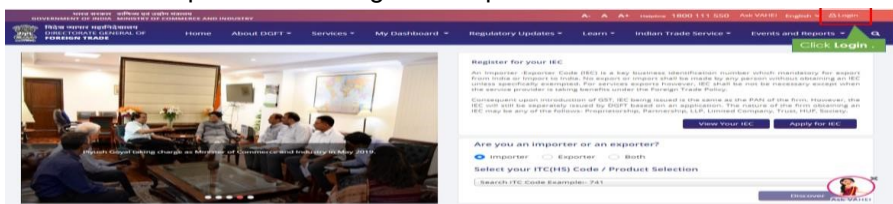
3. Registering on New Portal

To Register on Directorate General Foreign Trade (DGFT) portal you would require:

- Internet Connection
- Valid Email and Mobile Phone Number

Then proceed with the following steps.

- Visit the DGFT website and proceed with registration process.



- Enter the Registration Details.
 - Select Register User as “**Importer/Exporter**”

- Enter the OTPs received on email and mobile number.

OTP sent successfully ×

REGISTER

First Name * Last Name *

Email ID * Mobile No. *

Enter Mobile OTP * Enter Email OTP * 1 : 55

Enter OTP's received

Click on Register

Back
Register

4. Upon Successful validation of the OTP, you shall receive a notification containing the temporary password which you need to change upon first login.

You can change your password here. Please keep your password safe.

All fields are mandatory

Current Password*

New Password*

Confirm Password*

Password Hint:

- Password should have minimum 8 characters & maximum 12 characters
- Password should have at least one upper case(A-Z)
- Password should have at least one lower case(a-z)
- Password should have at least one number(0-9)
- Password should have at least one special character out of these acceptable characters (\$ & () * , @ [] ^ _ { } - É) or a space
- A password may contain a space but this cannot be at the start or the end.
- Please do not use any other special characters not included on this list, (for example, ! " % or ~) and also please make sure you don't accidentally leave a space at the beginning, or end of the password.



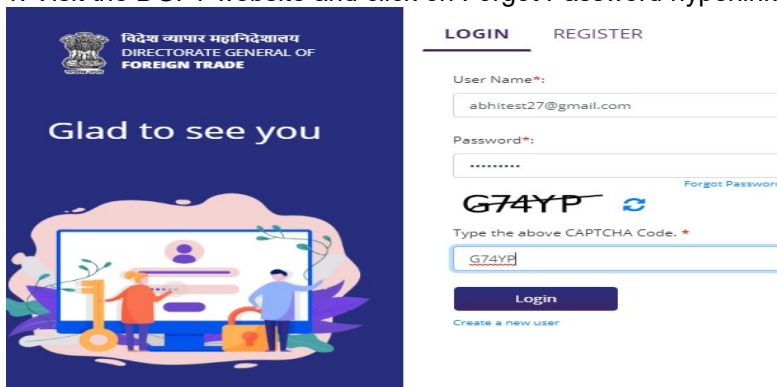
Type the above CAPTCHA Code.

Submit

4. Forgot Password

If you have already registered and forgot the password, you may use the Forgot password feature to request for a temporary new password and then set again your password by following the below given steps.

1. Visit the DGFT website and click on Forgot Password hyperlink.



3. Enter captcha code shown on the screen.
4. Click on the submit button.

FORGOT PASSWORD

User Name (Registered Email)*

WPDDR

Type the above CAPTCHA Code. *

Submit

[Back to Login Window?](#)

5. Click OK to proceed with the forgot password or click cancel to go back to previous screen.

FORGOT PASSWORD



Are you sure you wish to be sent a new password?

OK

Cancel

6. System will validate the email id provide by you and send the once time password on the registered email id and mobile if email address is registered with DGFT. Registered User will be linked to an IEC to proceed with Identity Card application on Customer Portal.

5. Apply for Restricted Exports

To Apply for Restricted exports on the DGFT portal you would require:

Pre-requisites:

- a) Valid Login Credentials to DGFT Portal (After Registering on DGFT Portal).
- b) Active Firm's Bank account for entering its details in the Application and to make online payment of the application fee

Then proceed with the following steps:

1. Visit the DGFT website and login in to the portal with valid credentials.

The screenshot shows the DGFT portal login interface. On the left, a blue banner displays the DGFT logo and the text "विदेश व्यापार महानिदेशालय DIRECTORATE GENERAL OF FOREIGN TRADE" and "Glad to see you". Below this is an illustration of two people interacting with a computer screen. On the right, a white login form is visible with the following fields and elements:

- Buttons for "LOGIN" and "REGISTER".
- Field for "User Name (Registered Email)*" with the value "ayak@conti.in".
- Field for "Password*" with a masked password and a "Forgot Password" link.
- A CAPTCHA code "W4CY2" with a refresh icon.
- Text "Type the above CAPTCHA Code. *".
- Field for "Please enter above CAPTCHA Code".
- A "Login" button.
- A "Create a new user" link.

The date "20th Feb, 2021" is visible at the bottom left of the screenshot.

2. Navigate to **Services > Export Management System > Licence for Restricted exports > Exports of restricted Items > Apply for New Authorization**

Export Management System

What is Export Management System

DGFT as under the FTDR Act notifies various restrictions or quota or conditions on certain category of exports from India. These restrictions may require a licence or registration prior to the exports. The modules here allow exporters to apply for export licences, quotas and other registrations which are issued to be by DGFT. Some such modules covered herein are Export License for Restricted Items, Export License for SCOMET Items, License under Indo US Memorandum, License under Indo EU besides others. You may choose to apply and monitor all such applications through the modules available below.

Export Management System

License for Restricted Exports

Items which are Restricted under the ITC(HS) Export Policy requires a licence prior to the importation. Application for consideration of a licence by the Export Cell at DGFT submitted here. May refer to the Regulatory Updates > ITC/HS based Export Policy for policy details.

[Explore](#)

License for SCOMET Exports

As per the extant policy, Export of Special Chemicals, Organisms, Materials, Equipment and Technologies (SCOMET) items shall be permitted only against an export authorisation issued. Application for consideration of a licence by the SCOMET Cell at DGFT submitted here.

[Explore](#)

Restricted Exports

What is Restricted Exports?

Items which are Restricted under the ITC(HS) Export Policy requires a licence prior to the importation. Application for consideration of a licence by the Export Cell at DGFT submitted here. May refer to the Regulatory Updates > ITC/HS based Export Policy for policy details.

Restricted Export

Export of Restricted Items

Items which are Restricted under the ITC(HS) Export Policy requires a licence prior to the importation. Application for consideration of a licence by the Export Cell at DGFT submitted here. May refer to the Regulatory Updates > ITC/HS based Export Policy for policy details.

[Apply](#)

Export of Samples or Exhibits or Gifts or Spares or Replacement Goods

For Export of Samples or Exhibits or Gifts or Spares or Replacement Goods, an application may be made to DGFT from here.

[Apply](#)

3. User will reach to Draft Applications screen. All draft applications will be displayed here.

The screenshot shows the 'Draft Application | Apply for Export of Restricted Items Authorisation' screen. At the top, there is a navigation bar with the Directorate General of Foreign Trade logo and menu items: Home, About DGFT, Services, My Dashboard, Regulatory Updates, Learn, Indian Trade Service, RTI, and a search icon. Below the navigation bar, the breadcrumb trail reads: Home / Services / Import Export Authorisation / Restricted Exports / Export Authorisation of Restricted Items. The main heading is 'Apply For New Authorisation' with a sub-heading 'Last Login 04-May-2021 13:55:03'. The page displays a table with columns: Select, S. No., Application Number, Created On, Created By, Last Updated On, Last Updated By, and Action. The table is currently empty, showing 'No data available in table'. A sidebar on the left contains a 'Feedback' button and a 'Start Fresh Application' button. At the bottom, there are 'Previous' and 'Next' navigation links.

4. In Draft Application screen Click on “**Start Fresh Application**” button or click on “**Proceed with Existing Application**” Button in case user already saved a draft application.

The screenshot shows the 'Draft Application | Apply for Export of Restricted Items Authorisation' screen with a table containing 4 entries. The table columns are: Select, S. No., Application Number, Created On, Created By, Last Updated On, Last Updated By, and Action. The entries are as follows:

Select	S. No.	Application Number	Created On	Created By	Last Updated On	Last Updated By	Action
<input checked="" type="radio"/>	1	ARNAPPLY00038865AM22	07/04/2021 10:39	pradeeprawatnext@gmail.com	07/04/2021 10:40	pradeeprawatnext@gmail.com	Action
<input type="radio"/>	2	ARNAPPLY00038658AM22	06/04/2021 16:20	pradeeprawatnext@gmail.com	06/04/2021 18:37	pradeeprawatnext@gmail.com	Action
<input type="radio"/>	3	ARNAPPLY00038562AM22	06/04/2021 13:21	pradeeprawatnext@gmail.com	06/04/2021 13:24	pradeeprawatnext@gmail.com	Action
<input type="radio"/>	4	ARNAPPLY00038504AM22	06/04/2021 12:43	pradeeprawatnext@gmail.com	06/04/2021 13:08	pradeeprawatnext@gmail.com	Action

The sidebar on the left contains a 'Feedback' button and two buttons: 'Start Fresh Application' and 'Proceed With Existing Application'. At the bottom, there are 'Previous' and 'Next' navigation links. The footer contains links for ABOUT US, SERVICES, REGULATORY, LEARN, and CONTACT US.

The screenshot shows the 'Apply For New Authorisation' screen with a progress bar at the top indicating the current step: General Information. The progress bar includes steps: General Information, Application Type, Export Item Details, Shipment Details, Foreign Buyer / Consignee Details, Other Details, Upload Documents, Declaration, and Application Summary. The 'General Information' section is expanded, showing the following fields:

- IEC Number: 0301061203
- IEC Name: DHIKA EXPORTS
- Branch Code: Please Select
- Address: [Empty]
- City: [Empty]
- State: [Empty]
- Pincode: [Empty]
- Mobile Number: [Empty]
- Email Id: [Empty]
- Name of the Nodal Person: [Empty]
- Mobile Number of Nodal Person: [Empty]

The sidebar on the left contains a 'Feedback' button. At the bottom, there are 'Clear All' and 'Save & Continue' buttons. The footer contains links for ABOUT US, SERVICES, REGULATORY, LEARN, and CONTACT US.

5. On General Information screen .

- Select the Branch code and all the information related to Branch code will get auto populated
- Fill the name of nodal person and mobile number of nodal person

6. After entering all the details in Applicant Information then clicks on “Save and Next” button to reach “Application Type”

Note: In application type page application type will be auto populated.
Select Export Type from the Export Type Category dropdown.

7. Click on save and next button to reach Export Item details page.

8. In export details page, select the Freely Convertible Currency (FCC) based on which fcc of the items added will be calculated.
9. Now you can add the “item for export” manually or bulk upload then the items will be added to the table.
- a) For adding the items manually, fill the Item details under the Details of items export section and click on add button

Freely Convertible Currency (FCC) *
Swiss Franc

Details of Items for Export Add Manually Bulk Upload Download Sample Excel

ITC(HS) Code No. *
87141010, Saddles

ITC(HS) Code Description
Saddles

Specification of the restricted items *
ok

Quantity *
145

Unit of Measurement *
NUMBERS (NOS)

Total FOB Value (In Rs) *
1256544

Currency Exchange Rate : FCC to INR
1 Swiss Franc =79.9 INR

Total FOB Value(In FCC)
15726.45

Currency Exchange Rate : USD to INR
1 USD = 74.45 INR

Total FOB Value(In USD)
16877.68

Add Export Details

Sr	ITC(HS) Code	ITC(HS) Code Description	Specification of the restricted items	Whether Milking Animal / Other than Milking Animal	Source of NP&K Fertilizer	Total Quota Allotted by Source (in MT)	Source of Quota	Total Quota Exhausted till filing of Application (in MT)	Quantity	Unit of Measurement	Total FOB Value (In Rs)	Edit/Delete
----	--------------	--------------------------	---------------------------------------	--	---------------------------	--	-----------------	--	----------	---------------------	-------------------------	-------------

b) Now to add the items through bulk upload. First download the sample excel, then click on bulk upload button then upload the modified excel sheet.

Details of Items for Export Add Manually Bulk Upload Download Sample Excel

ITC(HS) Code No. *
Select an Option

ITC(HS) Code Description

Specification of the restricted items *

Quantity *

Unit of Measurement *
Please Select

Total FOB Value (In Rs) *

Currency Exchange Rate : FCC to INR
1 Swiss Franc =79.9 INR

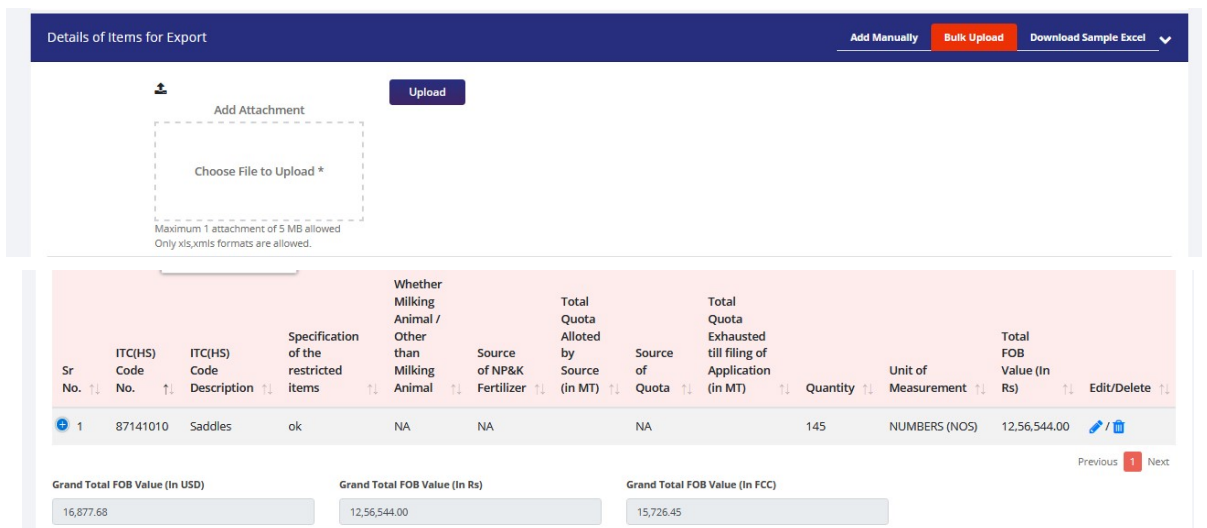
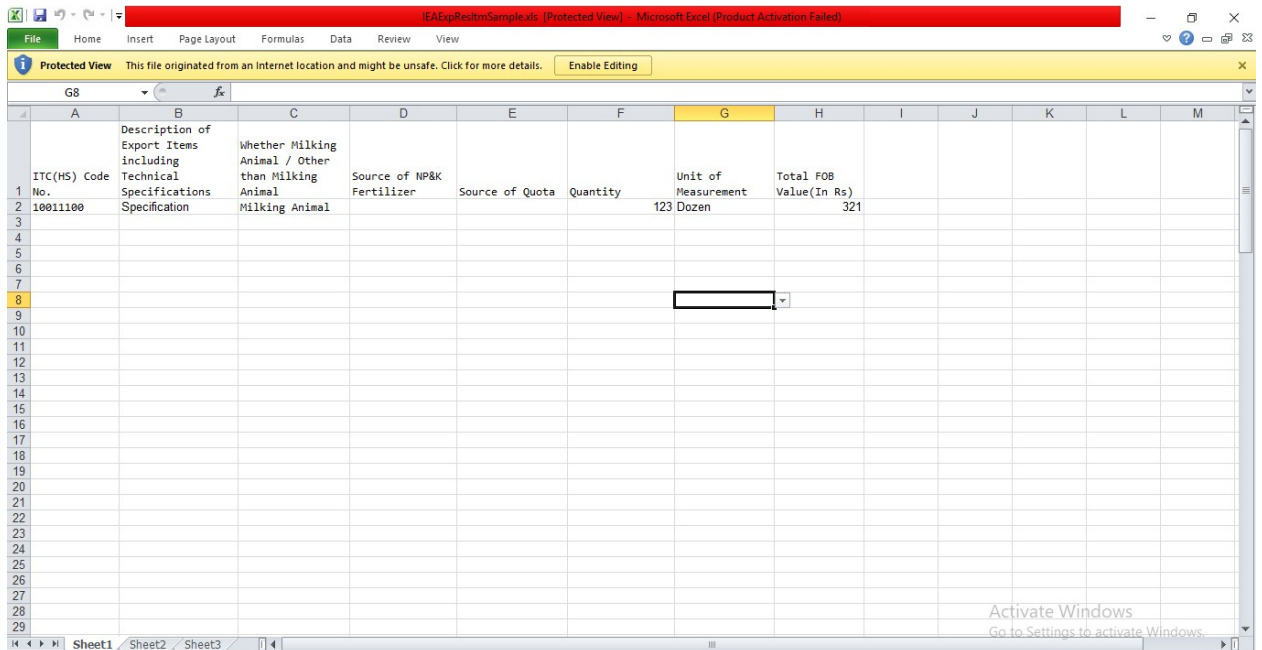
Total FOB Value(In FCC)

Currency Exchange Rate : USD to INR
1 USD = 74.45 INR

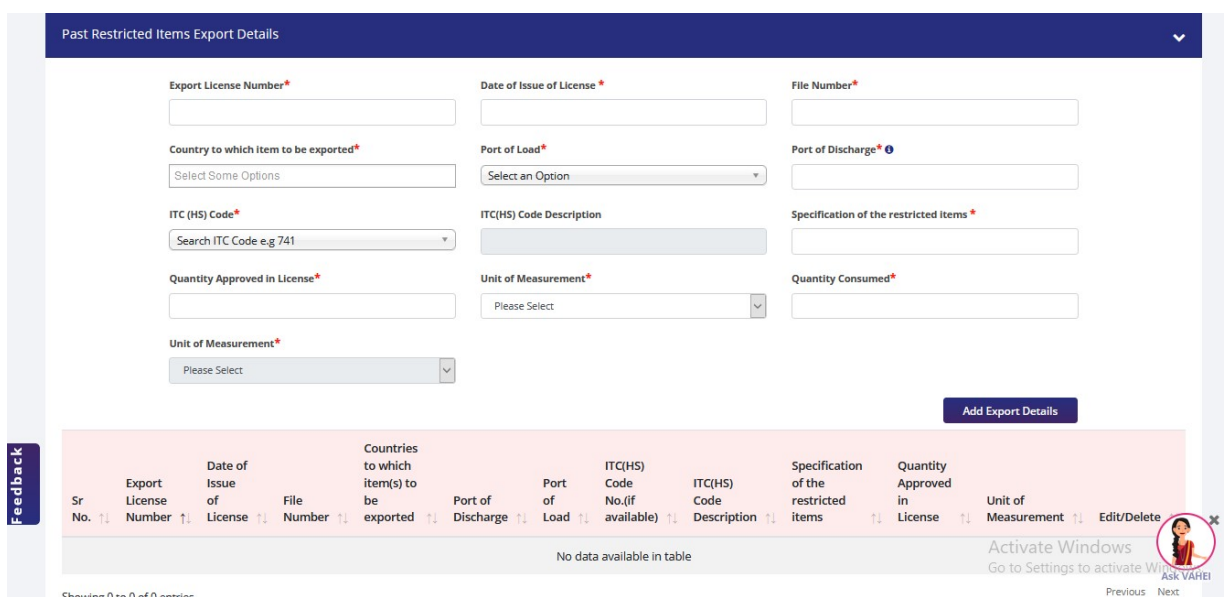
Total FOB Value(In USD)

Add Export Details

Sr	ITC(HS) Code No.	ITC(HS) Code Description	Specification of the restricted items	Whether Milking Animal / Other than Milking Animal	Source of NP&K Fertilizer	Total Quota Allotted by Source (in MT)	Source of Quota	Total Quota Exhausted till filing of Application (in MT)	Quantity	Unit of Measurement	Total FOB Value (In Rs)	Edit/Delete
1	87141010	Saddles	ok	NA	NA		NA		145	NUMBERS (NOS)	12,56,544.00	



10. Now under the “past restricted item exports details” section fill the item details and click on add button, then he past restricted export items will be added to the table. Add the details only if past export exists.



11. Now click on save and next button to reach shipment details page.

The screenshot shows a progress bar at the top with steps: General Information, Application Type, Export Item Details, Shipment Details (highlighted), Foreign Buyer / Consignee Details, Other Details, Upload Documents, Declaration, and Application Summary. Below the progress bar is a green success message box: "Success Message: Your Application ARNXELAPPLY00526447AM22 has been saved successfully". The main form area is titled "Shipment Details" and contains the following fields:

- Medium Of Shipment*: Please Select (dropdown)
- Port of Loading/Shipment*: Select an Option (dropdown)
- Port of Discharge*: (text input)
- Country to which item to be exported*: Select Some Options (text input)
- Purpose of Export: Purpose of Export* (dropdown)

At the bottom right, there is an "Activate Windows" watermark and a "Save & Next" button. A "Feedback" button is visible on the left side of the form.

12. Enter the shipment details and select the purpose of the export from the dropdown values, then click on save and next button to reach foreign buyer details page.

The screenshot shows the "Shipment Details" form with the following data entered:

- Medium Of Shipment*: Ship (dropdown)
- Port of Loading/Shipment*: INGWL4-Gwalior-Non EDI (dropdown)
- Port of Discharge*: india (text input)
- Country to which item to be exported*: AMERICAN SAMOA (text input)
- Purpose of Export: Trade (dropdown)

The "Save & Next" button is highlighted in blue. A "Feedback" button is visible on the left side of the form.

13. In foreign buyer/ consignee details page, fill the details of foreign buyer and the consignee and click on add details button then the details will be added to the table

Note: add the mobile number with country code and also add the export order number and date of export order.

Foreign Buyer Details
↑

Name*

Pin Code*

Destination of Export*

Address*

State*

Mobile No.(with country code)*

City*

Country*

Email Address*

[Add Details](#)

Sr No.	Name	Address	City	Pin Code	State	Country	Destination of Export	Mobile No.(with country code)	Email Address	Edit/Delete
1	ok	street	pune	411011	mh	ALBANIA	ok	+91897657890	i@l.com	✎ 🗑

Export Order No.*
Date of Export Order*

[Previous](#) [Next](#)

Consignee Details
↑

Name*

Pin Code*

Destination of Export*

Address*

State*

Mobile No.(with country code)*

City*

Country*

Email Address*

[Add Details](#)

Sr No.	Name	Address	City	Pin Code	State	Country	Destination of Export	Mobile No.(with country code)	Email Address	Edit/Delete
1	ok	street	abc	456123	ko	ANGOLA	gh	+915678902567	i@l.com	✎ 🗑

Export Order No.*
Date of Export Order*

[Previous](#) [Next](#)

[Clear All](#)
[Save & Next](#)

14. Now click on save and next button to reach other details page.

15. In other details page, enter all the details. If user selects the yes radio button, then details of the respective field should be mentioned

In case of export by post, please furnish details of postal authorities where the parcel will be placed
↓

Details of Postal Authorities

In case of export of seeds, please furnish details
↓

Details of seed/planting material proposed for export

Whether seed/planting material proposed to be exported has been produced under custom production arrangement?

Yes No

Whether seed/planting material proposed to be exported is of notified variety

Yes No

Whether variety of Seed/planting material proposed to be exported is used in India?

Yes No

If Yes, then enter Details*

Any other relevant information
↓

Any other relevant information Yes No

If Yes, then enter Details*

[Clear All](#)
[Save & Next](#)

16. Click on save and next button to reach "Upload Documents" page

17. In "Upload Documents" page attach all the required documents with remarks Note: user can attach maximum of 5 attachments of same type.

Attachment

Attachment Type: A copy of purchase order / import order from foreign buyer contract ag

Remark: ok

Character remains are: 38

Uploaded Document List

Show: 10 entries

Attachment Type	Remark	View/Add More Attachments	Delete
No data available in table			

Previous Next

Upload Attachments

Sr. No.	File Name	Action
1	document(5).pdf	

Activate Windows
Go to Settings to activate Windows.

Attachment

Attachment Type: Please select

Remark: A copy of purchase order / import order from foreign buyer contract agreement duly signed and stamped by both the parties (seller/purchaser)

Character remains are: 38

Uploaded Document List

Show: 10 entries

Attachment Type	Remark	View/Add More Attachments	Delete
A copy of purchase order / import order from foreign buyer contract agreement duly signed and stamped by both the parties (seller/purchaser)	ok	view	

Previous **1** Next

Upload Attachments

Clear All Save & Next

18. After uploading the documents by clicking upload attachment button, click on save and next button to reach declaration page.

Declaration

Feedback

1. I / We hereby certify that

A. I/We hereby declare that the particulars and the statements made in this application are true and correct to the best of my / our knowledge and belief and nothing has been concealed or held there from.

B. I/We fully understand that any information furnished in the application if found incorrect or false will render me / us liable for any penal action or other consequences as may be prescribed in law or otherwise warranted.

C. I/We undertake to abide by the provisions of the FT (D & R) Act, 1992, as amended, the Rules and Orders framed there under, FTP, HBR, Appendices and Aayat Niryat Forms and ITC (HS).

D. I/We hereby certify that:

1. the entity for whom the application has been made have not been penalized under any of the following Acts (as amended from time to time):

A. The Customs Act, 1962.

B. The Central Excise Act 1944.

C. Foreign Trade (Development & Regulation) Act 1992, as amended, and

D. The Foreign Exchange Management Act, 1999.

E. The Co-operation of Foreign Exchange, Prevention of Smuggling Activities, Act, 1974.

Activate Windows
Go to PC settings to activate Windows.

19. On declaration screen, user will select terms and conditions check box to accept it. User can update "Place" field if required and then click on "Save and Next" button.

1. I/We hereby certify that:

- I/We hereby declare that the particulars and the statements made in this application are true and correct to the best of my / our knowledge and belief and nothing has been concealed or held there from.
- I/We fully understand that any information furnished in the application if found incorrect or false will render me / us liable for any penal action or other consequences as may be prescribed in law or otherwise warranted.
- I/We undertake to abide by the provisions of the FT (D & R) Act, 1992, as amended, the Rules and Orders framed there under, FTP, HBP, Appendices and Aayat Niryat Forms and ITC (HS).
- I/We hereby certify that:

- the entity for whom the application has been made have not been penalized under any of the following Acts (as amended from time to time):
 - The Customs Act, 1962.
 - The Central Excise Act 1944.
 - Foreign Trade (Development & Regulation) Act 1992, as amended, and
 - The Foreign Exchange Management Act 1999.
 - The Conservation of Foreign Exchange, Prevention of Smuggling Activities Act, 1974
 - Weapons of Mass Destruction & their Delivery Systems (Prohibition of Unlawful Activities) Act, 2005
 - The GST Act
- none of the Directors / Partners / Proprietor / Karta / Trustees of the company / firm / HUF/Trust, (as the case may be), is/are a Director(s) / Partner(s) / Proprietor / Karta / Trustee in any other Company/ firm / entity which is on the Denied Entity List (DEL) of DGFT;
- neither the Registered Office of the company / Head Office of the firm / nor any of its Branch Office(s) / Unit(s) / Division(s) has been declared a defaulter and has otherwise been made ineligible for undertaking import / export under any of the provisions of the Policy;
- we have not obtained nor applied for issuance of an Importer/Exporter Code Number in the name of our Registered / Head Office / Head Office to any other Licensing Authority.

- I/We hereby declare that I/We have not obtained nor applied for such benefits (including issuance of an Importer/Exporter Code Number) in the name of our Registered / Head Office or any of our Branch(s) / Unit(s) / Division(s) to any other Regional Authority.
- I/We hereby declare that I/We have perused the list of SCOMET items as contained in the Appendix 3 to the Schedule 2 of the ITC (HS) and that the item(s) exported / proposed to be exported does not fall within this list and that I/We agree to abide by the provisions of FTP for export of SCOMET items contained in the FTP, Schedule 2 of ITC (HS) and the HBP, irrespective of the scheme under which the item is exported / proposed to be exported.
- I/We solemnly declare that I/We have applied for / obtained a RCMC to the EPC which pertains to our main line of business. In case we have applied to any other council, the application has been made within the purview of the provisions of Para 2.94 of the HBP.
- I hereby certify that I am authorized to verify and sign this declaration as per Paragraph 9.6 of the Policy.

Tick the box as acceptance of declaration/undertaking and fill in the details below. *

Place* Date*

User Details
(Note: If user profile are not updated, Please update your profile before submitting the application by clicking on your Username > Profile in the top right corner of website.)

Name: pradeep ravat Designation: GENERAL MANAGER
 Email: pradeep.ravatevns@gmail.com Mobile: 9760024193
 Office Address: AHMEDABAD, AHMEDABAD, GUJARAT, 382213
 Residential Address: AHMEDABAD, AHMEDABAD, GUJARAT, 382213

20. Details entered by the user will be Saved, Draft of the application will be created and user will reach to Application Summary screen.

Success Message
Your Application ARNXELAPPLY00526447AM22 has been saved successfully

General Information

IEC Number	IEC Name	Branch Code
Address	City	State
Pincode	Mobile Number	Email Id
Name of the Nodal Person	Mobile Number of Nodal Person	

21. Click on print button present in the summary page to print the application summary.

Apply For Export of Restricted Items

1. General Information										
IEC Number	IEC Name	Branch Code	Address	City	State	Pincode	Mobile Number	Email Id	Name of the Nodal Person	Mobile Number of Nodal Person
312	A S	3 NI JR SH IU IAH ITR BAI 2.	ANI L	MUMBAI	MAHARAS HTRA	32	68	i d n	NAME	12345678 90

2. Application Type

Application Type
Application form for Export Licence for Restricted Item

22. In the application summary screen, click on proceed with payment to make payment for the application.

5. I / We hereby declare that I / We have neither obtained nor applied for such benefits (including issuance of an Importer Exporter Code Number) in the name of our Registered / Head Office or any of our Branch(es) / Unit(s) / Division(s) to any other Regional Authority.

6. I / We hereby declare that I/we have perused the list of SCOMET items as contained in the Appendix 3 to the Schedule 2 of the ITC (HS) and that the item(s) exported / proposed to be exported does not fall within this list and that I / We agree to abide by the provisions of FTP for export of SCOMET items contained in the FTP, Schedule 2 of ITC (HS) and the HBP, irrespective of the scheme under which the item is exported / proposed to be exported.

7. I / We solemnly declare that I / We have applied for / obtained a RCMC to the EPC which pertains to our main line of business. In case we have applied to any other council, the application has been made within the purview of the provisions of Para 2.94 of the HBP.

8. I hereby certify that I am authorized to verify and sign this declaration as per Paragraph 9.6 of the Policy.

You have ticked the box as acceptance of declaration/ undertaking details.

Place : MAHARASHTRA Date : 04/05/2021

Name : Designation : Partner

Email : @gmail.com Mobile :

Office Address : INWAR,MUMBAI,MAHARASHTRA,MUMBAI,400002,

Residential Address : MUMBAI, MUMBAI SUBURBAN, MAHARASHTRA, 400059

[Payment For Export of Restricted Item](#)

23. On application fee payment screen user can verify the fee details and click on “**Submit**” button to make the payment against application.

Payments made from corporate accounts require additional approval from Bank portal. It may take 1 -7 days to reflect in the system based on when approval is given from the checker account.

Applicant Name: [Dropdown] Applicant Email: [Text] Applicant Address: [Text]

Application Type: Restricted Export Service Type: Apply for Export of Restricted Items Authorisation Application Number: ARNXEXLAPPLY00526447AM22

Service Description	Fees Amount (₹)
Apply for Export of Restricted Items Authorisation	1000.0

Have you already paid in Miscellaneous Payment System (eMPS) / Legacy Draft Application? Yes No

[Submit](#)

24. After Successful Payment, the user will be redirected to the DGFT Website and the receipt shall be displayed, the user can also download/print the receipt.

[Print Receipt](#)

डिरेक्ट जनरल ऑफ फॉरेन ट्रेड
DIRECTORATE GENERAL OF FOREIGN TRADE
DGFT, Udyog Bhawan, New Delhi

E-PAYMENT RECEIPT

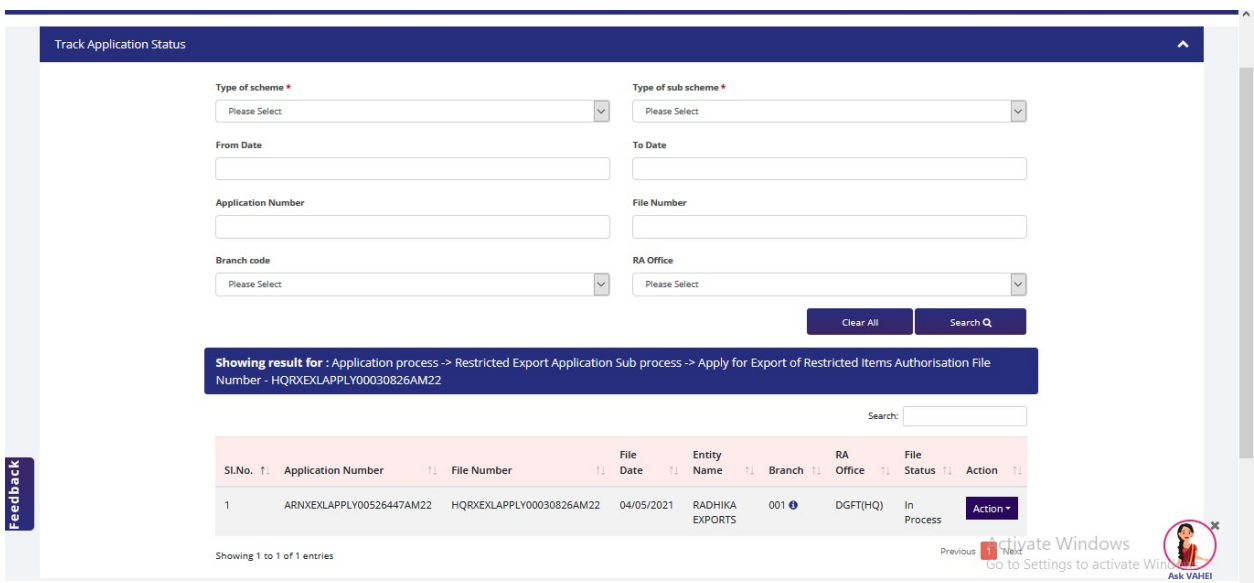
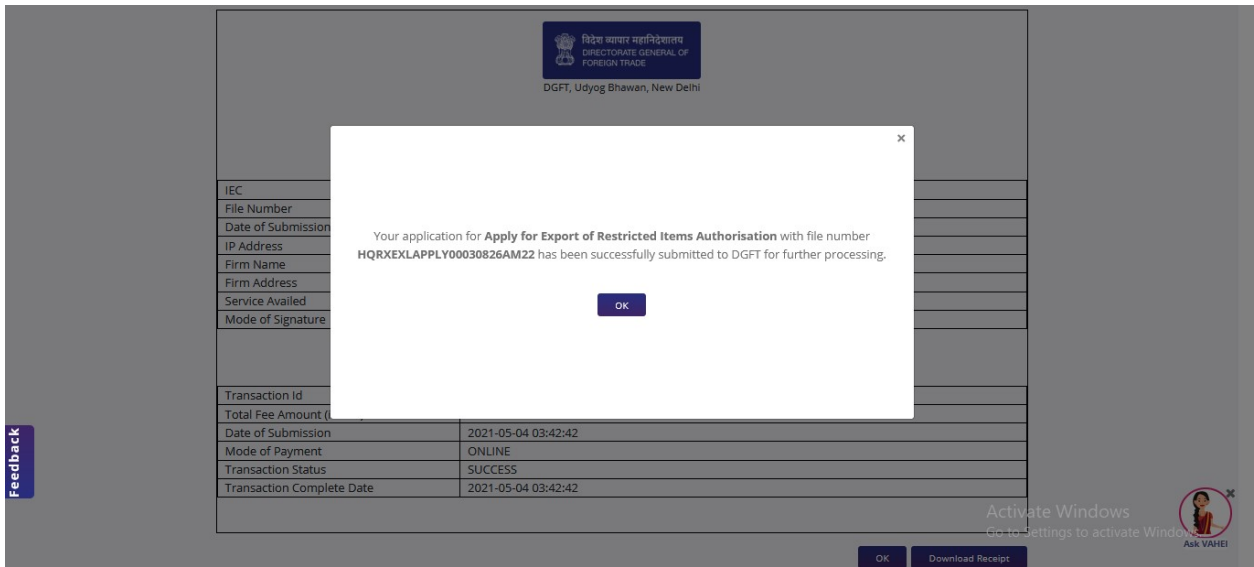
IEC	
File Number	HQRXEXLAPPLY00030826AM22
Date of Submission	2021-05-04 03:42:42
IP Address	192.168.136.36
Firm Name	
Firm Address	
Service Availed	Apply for Export of Restricted Items Authorisation
Mode of Signature	e Mudra

PAYMENT DETAILS

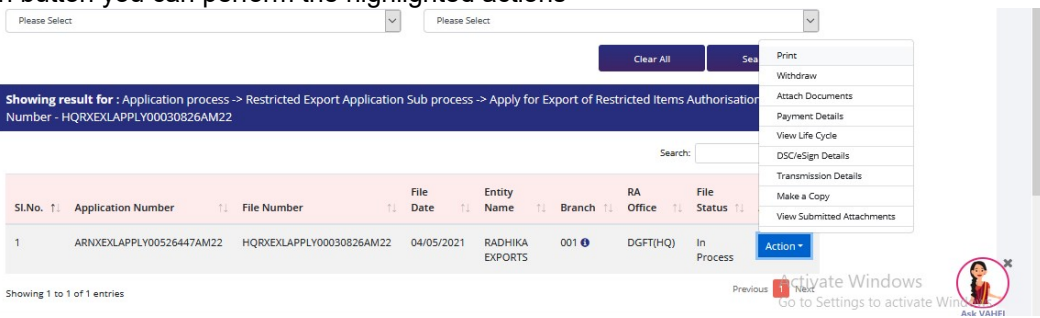
Transaction Id	9399343
Total Fee Amount (in INR)	1000.00
Date of Submission	2021-05-04 03:42:42
Mode of Payment	ONLINE
Transaction Status	SUCCESS
Transaction Complete Date	2021-05-04 03:42:42

[OK](#) [Download Receipt](#)

25. The user shall receive the identity card application submission message with File number on the screen. User will also receive email/SMS for file submission. If User clicks on OK button on Epayment receipt, user will be redirected to Submitted applications via My Dashboard



26. With Action button you can perform the highlighted actions



6. Apply for Amendment of Restricted Exports

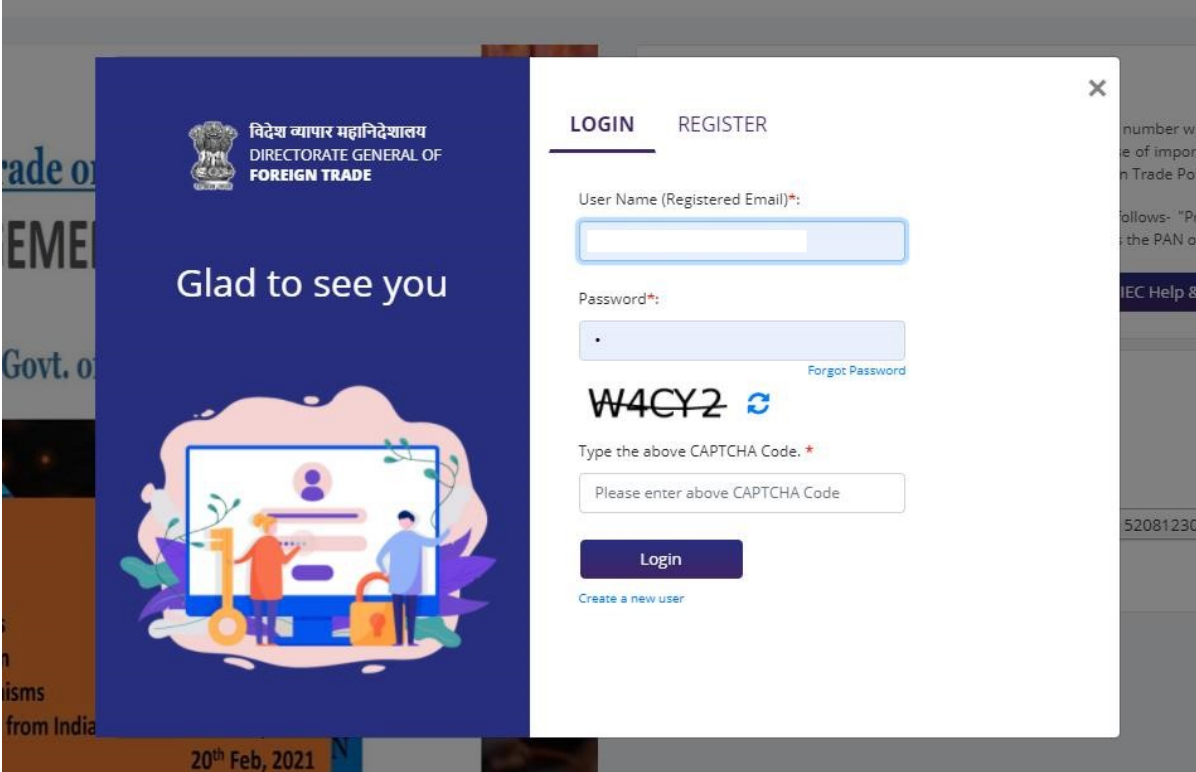
To Amend the Restricted exports on the DGFT portal you would require:

Pre-requisites:

- a) Valid Login Credentials to DGFT Portal (After Registering on DGFT Portal).
- b) Active Firm's Bank account for entering its details in the Application and to make online payment of the application fee
- c) Approved and issued restricted export

Then proceed with the following steps:

1. Visit the DGFT website and login in to the portal with valid credentials.



The screenshot shows the DGFT portal login interface. On the left, there is a blue banner with the text "Glad to see you" and an illustration of two people interacting with a computer screen. On the right, a white login form is displayed with the following elements:

- Navigation tabs: **LOGIN** and REGISTER
- Form fields:
 - User Name (Registered Email)*:
 - Password*:
 - Forgot Password: [Forgot Password](#)
 - CAPTCHA: W4CY2
 - Type the above CAPTCHA Code. *:
- Buttons: **Login** and [Create a new user](#)

2. Navigate to **Services > Export Management System > Licence for Restricted exports > Exports of restricted Items > Apply for amendment of existing application**

Amit's Dashboard
Last Login 04-May-2021 13:55:03

For Your Action Notifications
No Task Available

Valid IEC Status
0 Value of Scrips Approved
341 Authorisations Issued

Frequently Accessed Links
Advanced Authorisation, MEIS, IEC, EPCG, SEIS, Import Export Authorisation, Search Norms

Export Management System

What is Export Management System

DGFT as under the FTDR Act notifies various restrictions or quota or conditions on certain category of exports from India. These restrictions may require a licence or registration prior to the exports. The modules here allow exporters to apply for export licences, quotas and other registrations which are issued to be by DGFT. Some such modules covered herein are Export License for Restricted Items, Export License for SCOMET Items, License under Indo US Memorandum, License under Indo EU besides others. You may choose to apply and monitor all such applications through the modules available below.

Export Management System

License for Restricted Exports

Items which are Restricted under the ITC(HS) Export Policy requires a licence prior to the importation. Application for consideration of a licence by the Export Cell at DGFT submitted here. May refer to the Regulatory Updates > ITC(HS) based Export Policy for policy details.

[Explore](#)

License for SCOMET Exports

As per the extant policy, Export of Special Chemicals, Organisms, Materials, Equipment and Technologies (SCOMET) items shall be permitted only against an export authorisation issued. Application for consideration of a licence by the SCOMET Cell at DGFT submitted here.

[Explore](#)

Restricted Exports

What is Restricted Exports?

Items which are Restricted under the ITC(HS) Export Policy requires a licence prior to the importation. Application for consideration of a licence by the Export Cell at DGFT submitted here. May refer to the Regulatory Updates > ITC(HS) based Export Policy for policy details.

Restricted Export

Export of Restricted Items

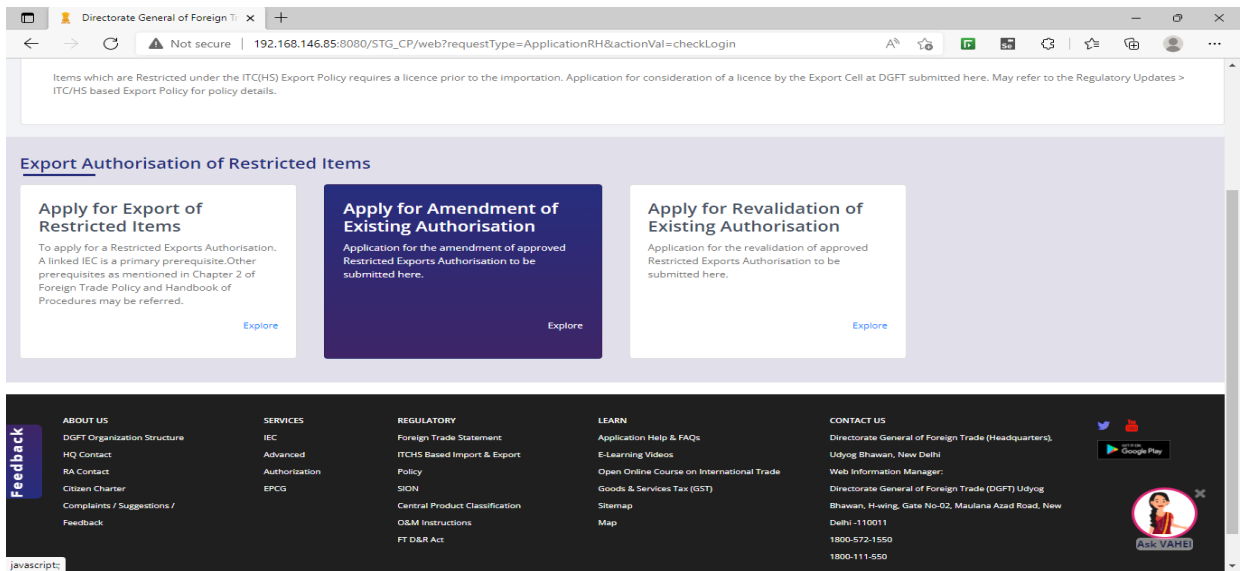
Items which are Restricted under the ITC(HS) Export Policy requires a licence prior to the importation. Application for consideration of a licence by the Export Cell at DGFT submitted here. May refer to the Regulatory Updates > ITC(HS) based Export Policy for policy details.

[Apply](#)

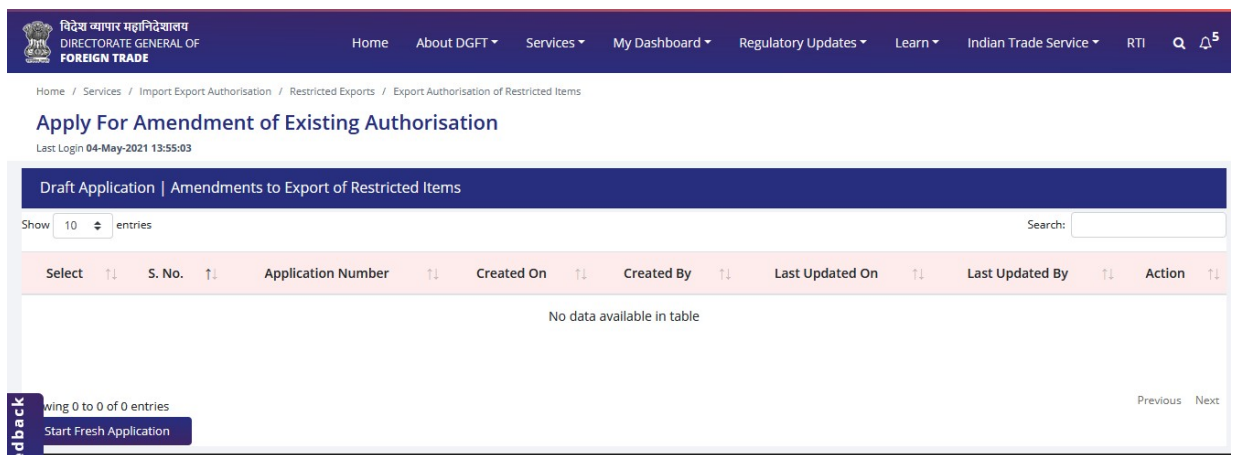
Export of Samples or Exhibits or Gifts or Spares or Replacement Goods

For Export of Samples or Exhibits or Gifts or Spares or Replacement Goods, an application may be made to DGFT from here.

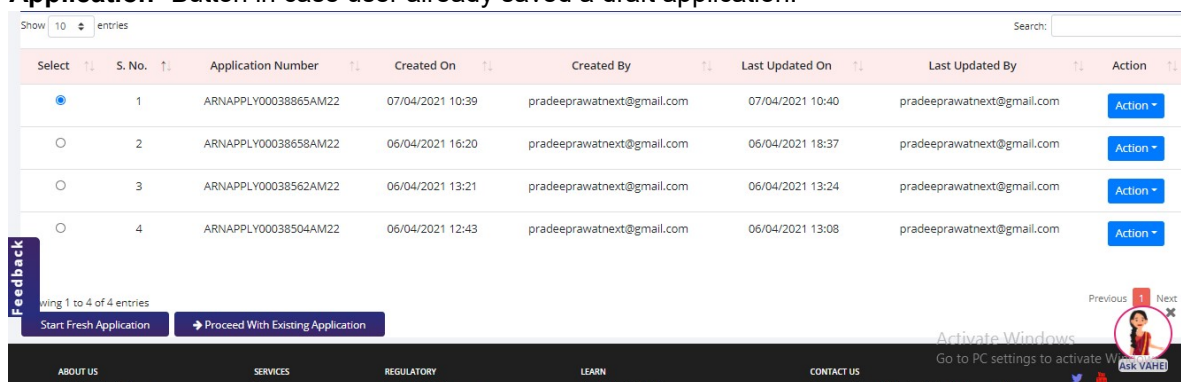
[Apply](#)



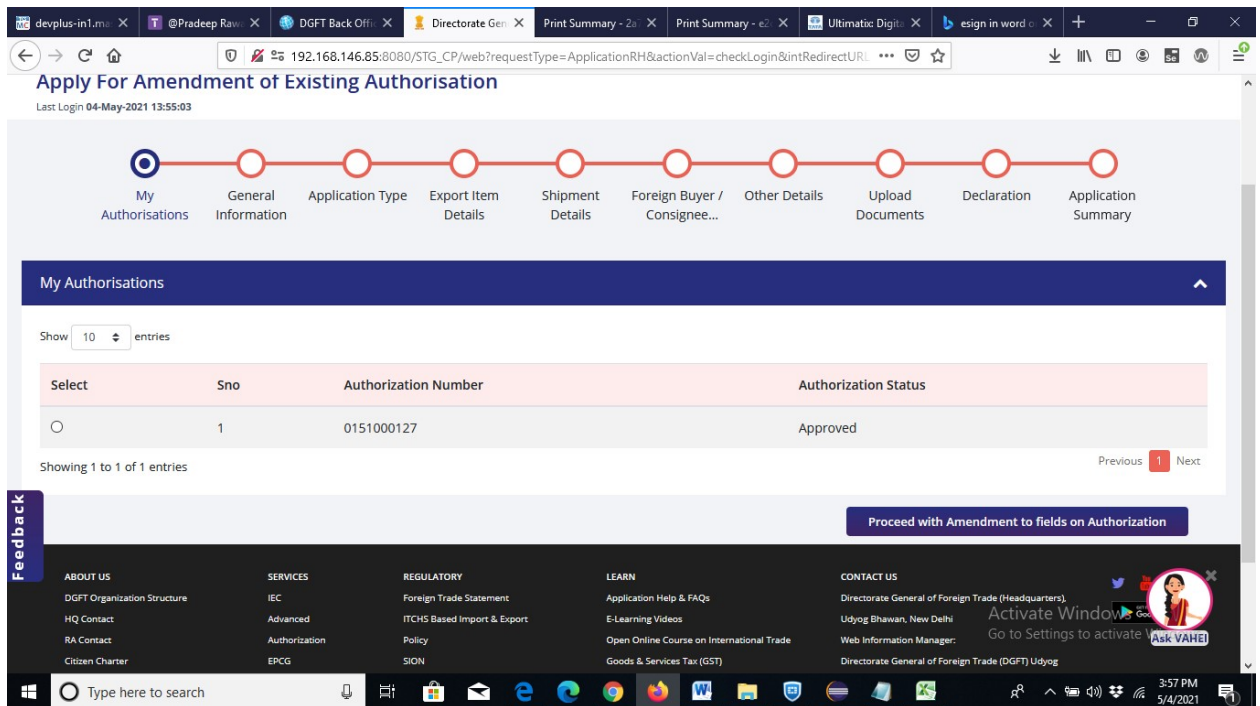
3. User will reach to Draft Applications screen. All draft applications will be displayed here.



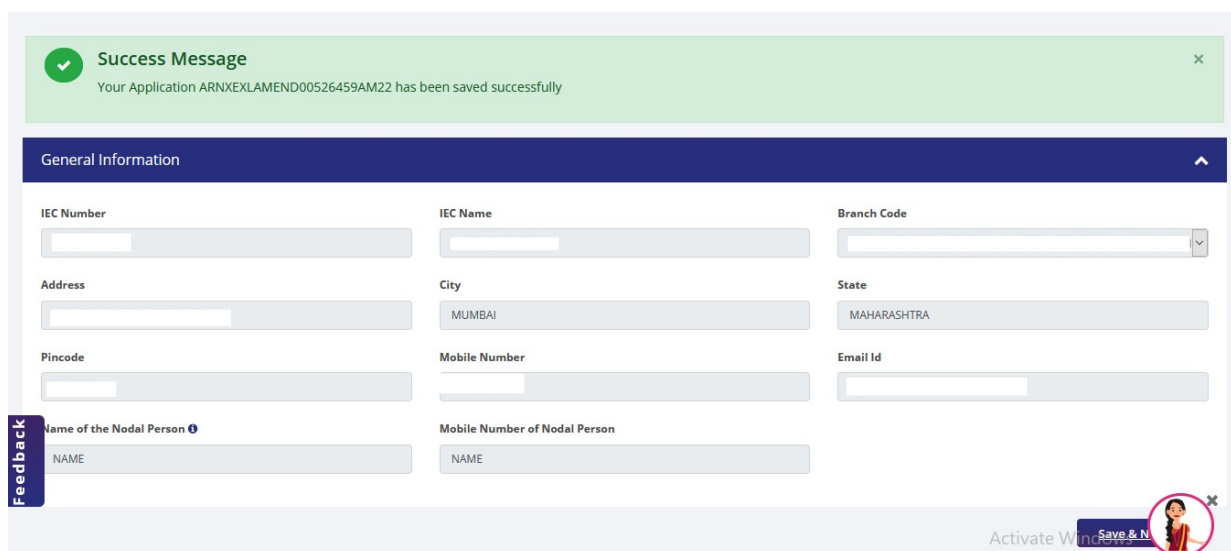
4. In Draft Application screen Click on “**Start Fresh Application**” button or click on “**Proceed with Existing Application**” Button in case user already saved a draft application.



5. When user starts a fresh application, user will be directed to my authorization page, select an authorization and click on „proceed with amendment to fields on authorization” button.

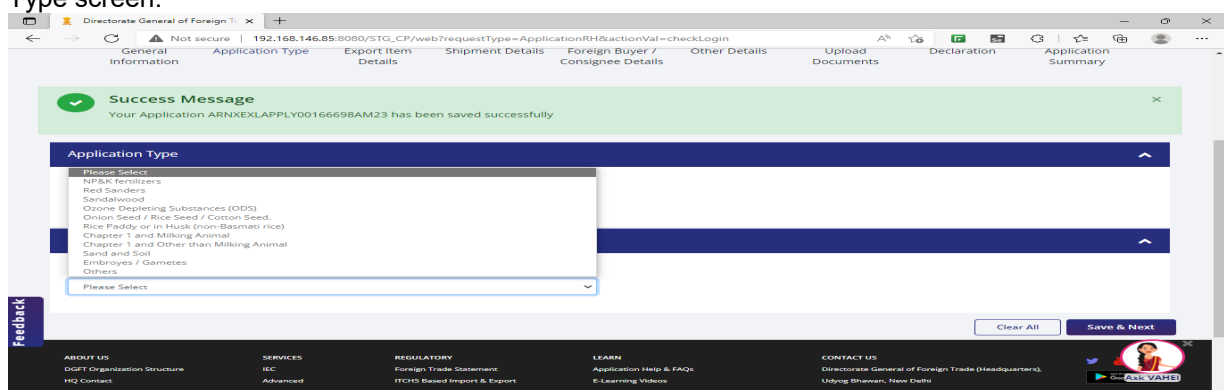


6. Applicant will reach General information page where the details will be autopoulated. Then click on save and next button.



7. After entering all the details in Applicant Information then clicks on “Save and Next” button to reach “Application Type”

Note: In application type page application type will be auto populated. The user will be able to update the Export Type from the Export Type Category dropdown in the Application Type screen.



8. Click on save and next button to reach Export Item details page.

Freely Convertible Currency (FCC) *

Swiss Franc

Details of Items for Export Add Manually Bulk Upload Download Sample Excel

ITC(HS) Code No. *

ITC(HS) Code Description

Specification of the restricted Items *

Whether Milking Animal / Other than Milking Animal

Quantity *

Unit of Measurement *

Total FOB Value (In Rs) *

Currency Exchange Rate : FCC to INR

Total FOB Value(In FCC)

Currency Exchange Rate : USD to INR

Total FOB Value(In USD)

Add Export Details

Sr No.	ITC(HS) Code No.	ITC(HS) Code Description	Specification of the restricted items	Whether Milking Animal / Other than Milking Animal	Source of NP&K Fertilizer	Total Quota Alloted by Source (in MT)	Source of Quota	Total Quota Exhausted till filing of Application (in MT)	Quantity	Unit of Measurement	Total FOB Value (In Rs)	Currency Exchange Rate : FCC to INR	Total FOB Value(In FCC)	Edit/Delete
1	87141010	Saddles	ok	NA	NA		NA		145	NUMBERS (NOS)	12,56,544.00	1 Swiss Franc = 79.90 INR	15,726.45	

9. In export details page, the Freely Convertible Currency (FCC) and the item details will be auto populated from the authorization issued.

Note: user can modify the fcc and the details of item for export section but user cannot modify the past export details.

10. Now you can add the „item for export“ manually or bulk upload then the items will be added to the table.

- a. For adding the items manually, fill the Item details under the Details of items export section and click on add button

Freely Convertible Currency (FCC) *

Swiss Franc

Details of Items for Export Add Manually Bulk Upload Download Sample Excel

ITC(HS) Code No. *

ITC(HS) Code Description

Specification of the restricted Items *

Quantity *

Unit of Measurement *

Total FOB Value (In Rs) *

Currency Exchange Rate : FCC to INR

Total FOB Value(In FCC)

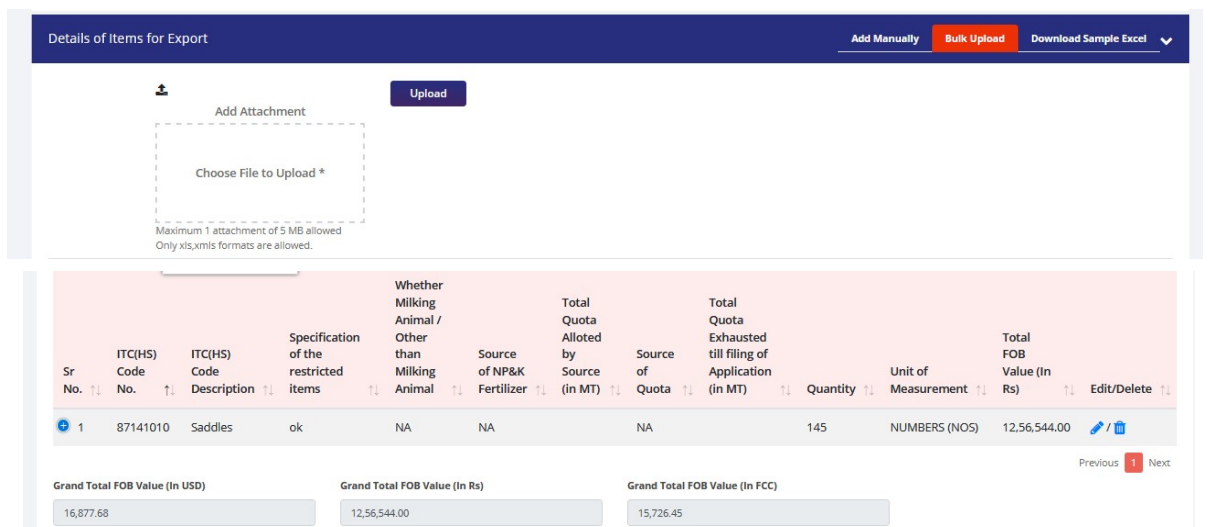
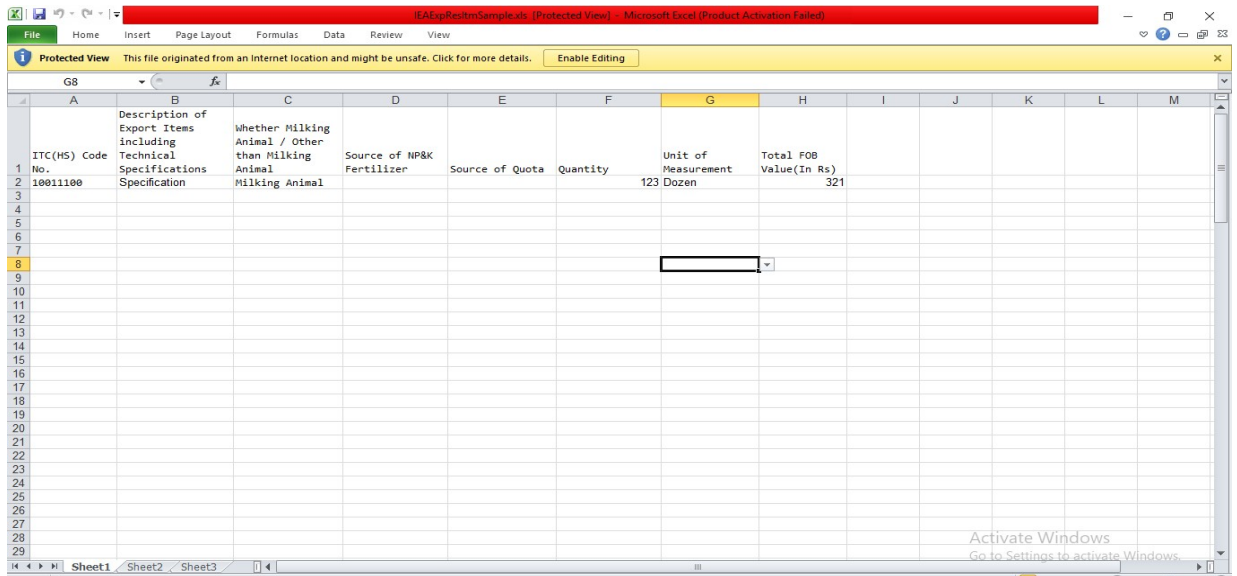
Currency Exchange Rate : USD to INR

Total FOB Value(In USD)

Add Export Details

Sr	ITC(HS) Code	ITC(HS) Code Description	Specification of the restricted items	Whether Milking Animal / Other than Milking Animal	Source of NP&K Fertilizer	Total Quota Alloted by Source (in MT)	Source of Quota	Total Quota Exhausted till filing of Application (in MT)	Quantity	Unit of Measurement	Total FOB Value (In Rs)	Currency Exchange Rate : FCC to INR	Total FOB Value(In FCC)	Edit/Delete

- b. Now to add the items through bulk upload. First download the sample excel, the click on bulk upload button then upload the modified excel sheet.



11. Now click on save and next button to reach shipment details page.

Note: in shipment details page, port and country can only be changed.

12. Then click on save and next button to reach foreign buyer details page.

13. In foreign buyer/ consignee details page, fill the details of foreign buyer and the consignee and click on add details button then the details will be added to the table

Note: add the mobile number with country code and also add the export order number and date of export order. And user can add foreign buyer and consignee details in amendment application.

Sr No.	Name	Address	City	Pin Code	State	Country	Destination of Export	Mobile No.(with country code)	Email Address	Edit/Delete
1	ok	street	pune	411011	mh	ALBANIA	ok	+91897657890	i@l.com	

Consignee Details

Name* Address* City*

Pin Code* State* Country*

Destination of Export* Mobile No.(with country code)* Email Address*

Add Details

Sr No.	Name	Address	City	Pin Code	State	Country	Destination of Export	Mobile No.(with country code)	Email Address	Edit/Delete
1	ok	street	abc	456123	ko	ANGOLA	gh	+915678902567	i@l.com	

Previous 1 Next

Clear All Save & Next

14. Now click on save and next button to reach other details page.

15. User will not be able to modify any filed in other details page.

In case of export by post, please furnish details of postal authorities where the parcel will be placed

Details of Postal Authorities

details

In case of export of seeds, please furnish details

Details of seed/planting material proposed for export

Whether seed/planting material proposed to be exported is of notified variety

If Yes, then enter Details

ok

Whether seed/planting material proposed to be exported has been produced under custom production arrangement?

Whether variety of Seed/planting material proposed to be exported is used in India?

Any other relevant information

Any other relevant information

If Yes, then enter Details*

ok

Activate Window Save & Next

Go to Settings to activate window

ASK VAHEE

ABOUT US SERVICES REGULATORY LEARN CONTACT US

16. Click on save and next button to reach „Upload Documents“ page

17. In “Upload Documents” page attach all the required documents with remarks Note: user can attach maximum of 5 attachments of same type.

Attachment

Attachment Type: A copy of purchase order / import order from foreign buyer contract ag

Remark: ok

Character remains are: 38

Uploaded Document List

Show: 10 entries

Attachment Type	Remark	View/Add More Attachments	Delete
No data available in table			

Uploaded Size: 0.02 MB

Note: Maximum 5 Attachment of 5 MB Allowed (Only pdf,jpg are allowed)

Sr. No.	File Name	Action
1	document(5).pdf	

Upload Attachments

Attachment

Attachment Type: Please select

Remark: A copy of purchase order / import order from foreign buyer contract agreement duly signed and stamped by both the parties (seller/purchaser)

Character remains are: 38

Uploaded Document List

Show: 10 entries

Attachment Type	Remark	View/Add More Attachments	Delete
A copy of purchase order / import order from foreign buyer contract agreement duly signed and stamped by both the parties (seller/purchaser)	ok	view	

Uploaded Size: 0.02 MB

Note: Maximum 5 Attachment of 5 MB Allowed (Only pdf,jpg are allowed)

Upload Attachments

Clear All Save & Next

18. After uploading the documents by clicking upload attachment button, click on save and next button to reach declaration page.

1. I / We hereby certify that

- I/We hereby declare that the particulars and the statements made in this application are true and correct to the best of my / our knowledge and belief and nothing has been concealed or held there from.
- I/We fully understand that any information furnished in the application if found incorrect or false will render me / us liable for any penal action or other consequences as may be prescribed in law or otherwise warranted.
- I/We undertake to abide by the provisions of the FT (D & R) Act, 1992, as amended, the Rules and Orders Framed there under, FTP, HBP, Appendices and Aayat Niyat Forms and ITC (HS).
- I/We hereby certify that:
 - the entity for whom the application has been made have not been penalized under any of the following Acts (as amended from time to time):
 - The Customs Act, 1962.
 - The Central Excise Act 1944.
 - Foreign Trade Development & Regulation Act, 1992, as amended, and
 - The Foreign Exchange Management Act, 1999.
 - The Conservation of Foreign Exchange, Prevention of Smuggling Activities Act, 1974.
 - Weapons of Mass Destruction & their Delivery Systems (Prohibition of Unlawful Activities) Act, 2008
 - The GST Act.
 - none of the Directors / Partners / Proprietor / Karta / Trustees of the company /firm/HUF/Trust, (as the case may be), is/are a Director(s) / Partner(s) / Proprietor / Karta / Trustee in any other Company/ firm / entity which is on the Denied Entity List (DEL) of DGFT;
 - neither the Registered Office of the company / Head Office of the firm / nor any of its Branch Office(s)/ Unit(s)/ Division(s) has been declared a defaulter and has otherwise been made ineligible for undertaking import / export under any of the provisions of the Policy;
 - we have not obtained nor applied for issuance of an Importer/ Exporter Code Number in the name of our Registered / Head Office or any of our Branch(s) / Unit(s) / Division(s) to any other Regional Authority.
- I / We hereby declare that I/We have not obtained nor applied for such benefits (including issuance of an Importer/ Exporter Code Number) in the name of our Registered / Head Office or any of our Branch(s) / Unit(s) / Division(s) to any other Regional Authority.
- I / We hereby declare that I/We have not availed the list of SCOMET items as contained in the Appendix 3 to the Schedule 2 of the ITC (HS) and that the items exported / proposed to be exported does not fall within this list and that I / We agree to abide by the provisions of FTP for export of SCOMET items contained in the FTP, Schedule 2 of ITC (HS) and the HBP, irrespective of the scheme under which the item is exported / proposed to be exported.
- I / We solemnly declare that I / We have applied for / obtained a BCNC to the EPIC which pertains to our main line of business. In case we have applied to any other council, the application has been made within the purview of the provisions of Para 2.54 of the HBP.
- I hereby certify that I am authorized to verify and sign this declaration as per Paragraph 5.6 of the Policy.

Tick the box as acceptance of declaration/undertaking and fill in the details below.

Place: Date:

User Details

(Note: If user profile are not updated, Please update your logged in user profile before submitting the application by clicking on your Username > Profile in the top right corner of website.)

Name: Designation:

Email: Mobile:

Office Address:

Residential Address:

19. On declaration screen, user will select terms and conditions check box to accept it. User can update “Place” field if required and then click on “Save and Next” button.

A. I/We hereby declare that the particulars and the statements made in this application are true and correct to the best of my / our knowledge and belief and nothing has been concealed or held there from.

B. I/We fully understand that any information furnished in the application if found incorrect or false will render me / us liable for any penal action or other consequences as may be prescribed in law or otherwise warranted.

C. I/We undertake to abide by the provisions of the FT (D & R) Act, 1992, as amended, the Rules and Orders framed there under, FTP, HBP, Appendices and Aayat Niryat Forms and ITC (HS).

D. I/We hereby certify that:

- the entity for whom the application has been made have not been penalized under any of the following Acts (as amended from time to time):
 - The Customs Act, 1962,
 - The Central Excise Act 1944,
 - Foreign Trade (Development & Regulation) Act 1992, as amended, and
 - The Foreign Exchange Management Act 1999;
 - The Conservation of Foreign Exchange, Prevention of Smuggling Activities Act, 1974
 - Weapons of Mass Destruction & their Delivery Systems (Prohibition of Unlawful Activities) Act, 2005
 - The GST Act
- none of the Directors / Partners / Proprietor / Karta / Trustees of the company / firm / HUF/Trust, (as the case may be), is/are a Director(s) / Partner(s) / Proprietor / Karta / Trustee in any other Company/ firm / entity which is on the Denied Entity List (DEL) of DGFT;
- neither the Registered Office of the company / Head Office of the firm / nor any of its Branch Office(s)/ Unit(s)/ Division(s) has been declared a defaulter and has otherwise been made ineligible for undertaking import / export under any of the provisions of the Policy;
- we have not obtained nor applied for issuance of an Importer/Exporter Code Number in the name of our Registered / Head Office to any other Licensing Authority.
- I / We hereby declare that I / We have not obtained nor applied for such benefits (including issuance of an Importer/Exporter Code Number) in the name of our Registered / Head Office or any of our Branch(s) / Unit(s) / Division(s) to any other Regional Authority.
- I / We hereby declare that I/We have perused the list of SCOMET items as contained in the Appendix 3 to the Schedule 2 of the ITC (HS) and that the item(s) exported / proposed to be exported does not fall within this list and that I / We agree to abide by the provisions of FTP for export of SCOMET items contained in the FTP, Schedule 2 of ITC (HS) and the HBP, irrespective of the scheme under which the item is exported / proposed to be exported.
- I / We solemnly declare that I / We have applied for / obtained a RCMC to the EPC which pertains to our main line of business. In case we have applied to any other council, the application has been made within the purview of the provisions of Para 2.94 of the HBP.
- I hereby certify that I am authorized to verify and sign this declaration as per Paragraph 9.6 of the Policy.

Tick the box as acceptance of declaration/undertaking and fill in the details below. *

Place* Date*

User Details
(Note: If user profile are not updated, Please update your logged in user profile before submitting the application by clicking on your Username > Profile in the top right corner of website.)

Name Designation
 Email Mobile
 Office Address
 Residential Address

Clear All Save & Next

20. Details entered by the user will be Saved, Draft of the application will be created and user will reach to Application Summary screen.

DIRECTORATE GENERAL OF FOREIGN TRADE

Home About DGFT Services My Dashboard Regulatory Updates Learn Indian Trade Service RTI

Home / Services / Import Export Authorisation / Restricted Exports / Export Authorisation of Restricted Items

Apply For Amendment of Existing Authorisation

Last Login 04-May-2021 13:55:03

My Authorisations General Information Application Type Export Item Details Shipment Details Foreign Buyer / Consignee... Other Details Upload Documents Declaration Application Summary

Success Message
Your Application ARNXELAMEND00526459AM22 has been saved successfully

Print Summary

My Authorisations

Sno	Authorization Number	Authorization Status
1	0151000127	Approved

General Information

21. Click on print button present in the summary page to print the application summary.

Amendments to Export of Restricted Items

1. My Authorisations										
Authorization Number							Authorization Status			
							Approved			

2. General Information										
IEC Number	IEC Name	Branch Code	Address	City	State	Pincode	Mobile Number	Email Id	Name of the Nodal Person	Mobile Number of Nodal Person
			UNIL	MUMBAI	MAHARASHTRA		68	asdm	NAME	NAME

22. In the application summary screen, click on proceed with payment to make payment for the application.

5. I / We hereby declare that I / We have neither obtained nor applied for such benefits (including issuance of an Importer Exporter Code Number) in the name of our Registered / Head Office or any of our Branch(es) / Unit(s) / Division(s) to any other Regional Authority.

6. I / We hereby declare that I/we have perused the list of SCOMET items as contained in the Appendix 3 to the Schedule 2 of the ITC (HS) and that the item(s) exported / proposed to be exported does not fall within this list and that I / We agree to abide by the provisions of FTP for export of SCOMET items contained in the FTP, Schedule 2 of ITC (HS) and the HBP, irrespective of the scheme under which the item is exported / proposed to be exported.

7. I / We solemnly declare that I / We have applied for / obtained a RCMC to the EPC which pertains to our main line of business. In case we have applied to any other council, the application has been made within the purview of the provisions of Para 2.94 of the HBP.

8. I hereby certify that I am authorized to verify and sign this declaration as per Paragraph 9.6 of the Policy.

You have ticked the box as acceptance of declaration/ undertaking details.

Place : MAHARASHTRA Date : 04/05/2021

Name : Amit Tibrewal Designation : Partner

Email : Mobile : 7869276876

Office Address : 001-6-B LALMANI BLDG 2ND FL 25/31,DR A M RD BHULESHWAR,MUMBAI,MAHARASHTRA,MUMBAI,400002,

Residential Address : MUMBAI, MUMBAI SUBURBAN, MAHARASHTRA, 400059

[Payment For Export of Restricted Item](#)

23. On application fee payment screen user can verify the fee details and click on “**Submit**” button to make the payment against application.

Payments made from corporate accounts require additional approval from Bank portal, it may take 1 - 7 days to reflect in the system based on when approval is given from the checker account.

Applicant Name: [Dropdown] Applicant Email: [Text] Applicant Address: [Text]

Application Type: Restricted Export Service Type: Amendments to Export of Restricted Items Application Number: ARNXEXLAMEND00526459AM22

Service Description	Fees Amount (₹)
Amendments to Export of Restricted Items	200.0

Have you already paid in Miscellaneous Payment System (eMPS) / Legacy Draft Application? Yes No

[Submit](#)

24. After Successful Payment, the user will be redirected to the DGFT Website and the receipt shall be displayed, the user can also download/print the receipt.

Home About DGFT Services My Dashboard Regulatory Updates Learn Indian Trade Service RTI

E-PAYMENT RECEIPT

IEC: [Text]

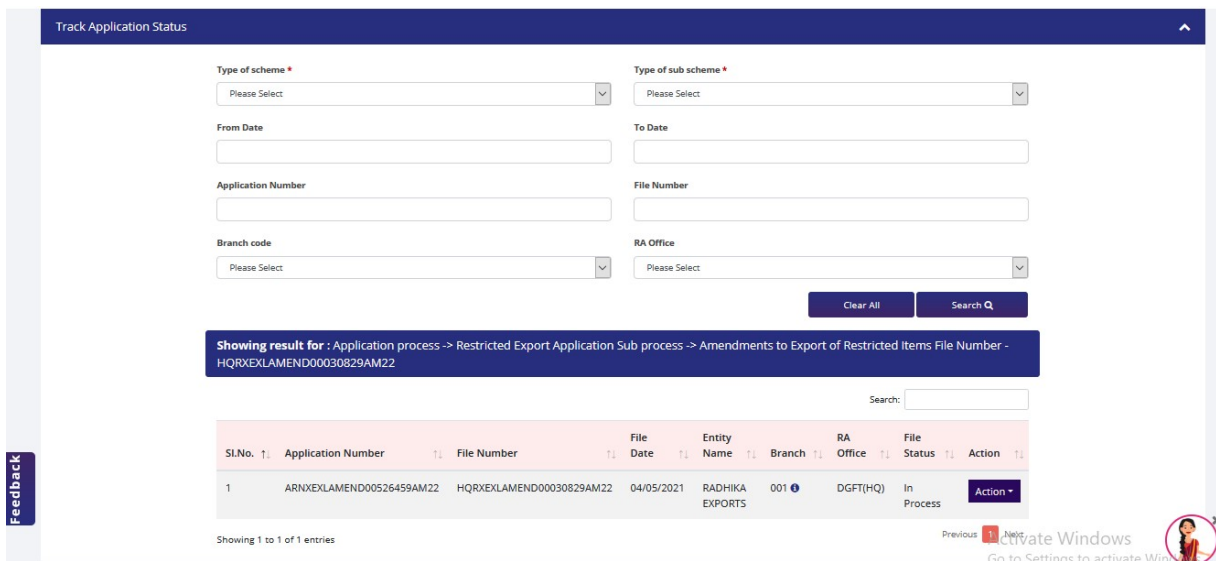
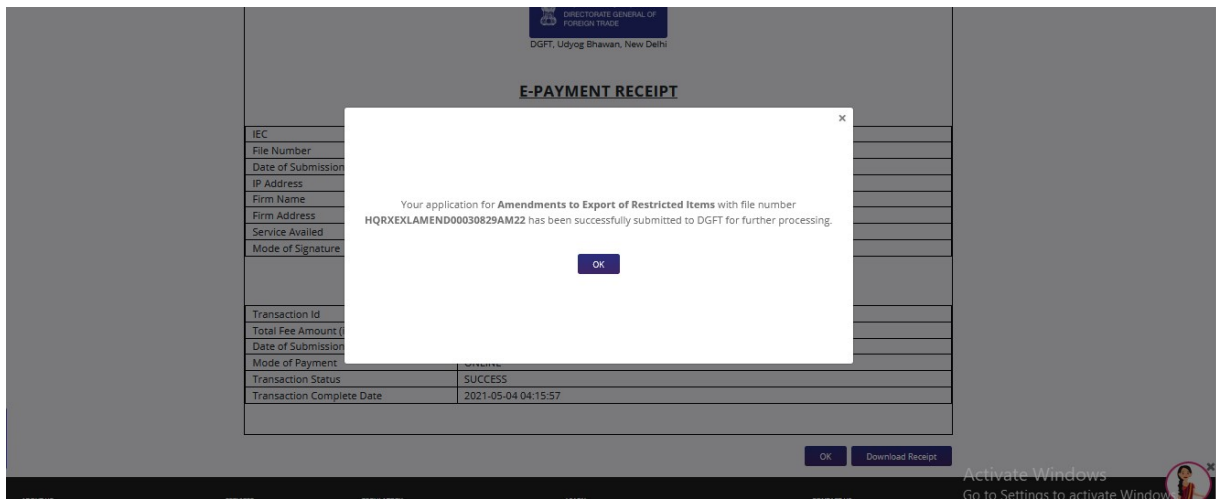
File Number	HQRXEXLAMEND00030829AM22
Date of Submission	2021-05-04 04:15:57
IP Address	192.168.136.36
Firm Name	
Firm Address	
Service Availed	Amendments to Export of Restricted Items
Mode of Signature	e Mudra

PAYMENT DETAILS

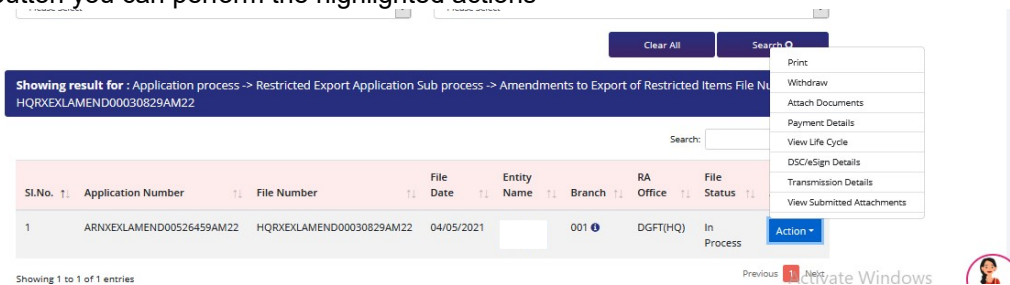
Transaction Id	939349
Total Fee Amount (in INR)	200.00
Date of Submission	2021-05-04 04:15:57
Mode of Payment	ONLINE
Transaction Status	SUCCESS
Transaction Complete Date	2021-05-04 04:15:57

[Print Receipt](#)

25. The user shall receive the identity card application submission message with File number on the screen. User will also receive email/SMS for file submission. If User clicks on OK button on Epayment receipt, user will be redirected to Submitted applications via My Dashboard



26. With Action button you can perform the highlighted actions



7. Apply for Revalidation of Restricted Exports

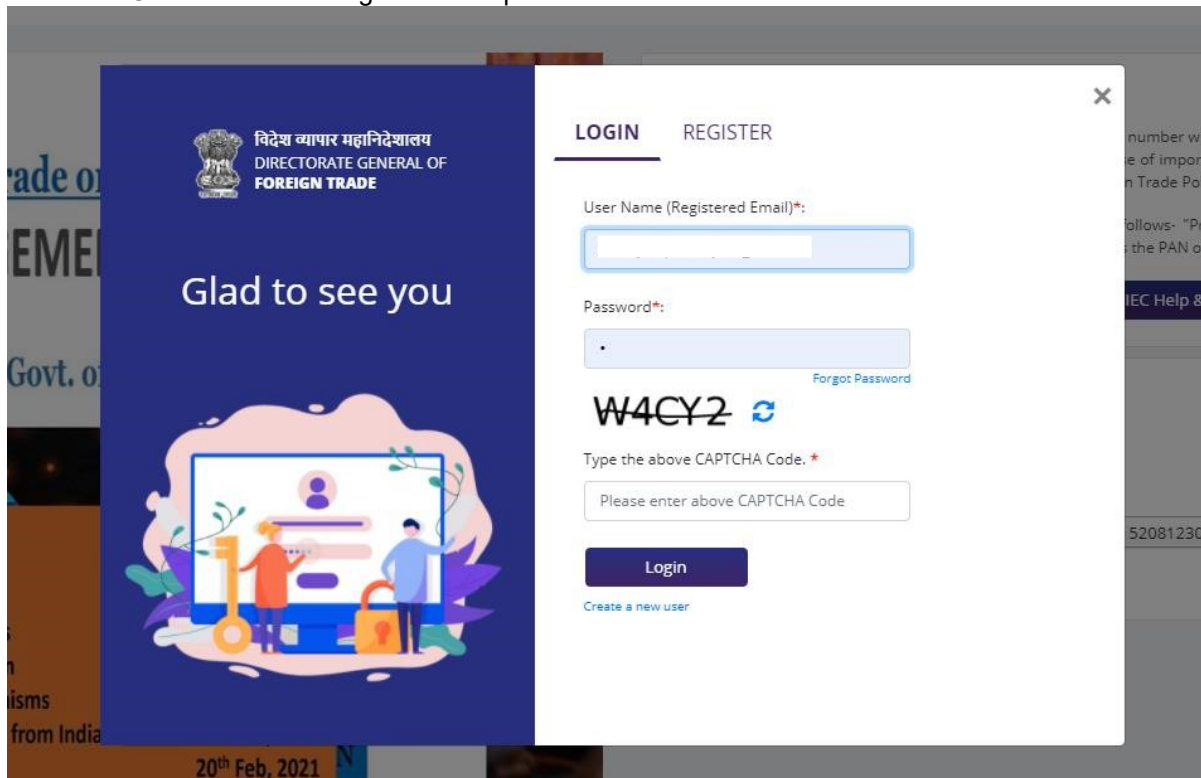
To Revalidate the Restricted Export on the DGFT portal you would require:

Pre-requisites:

- d) Valid Login Credentials to DGFT Portal (After Registering on DGFT Portal).
- e) Active Firm's Bank account for entering its details in the Application and to make online payment of the application fee
- f) Approved and issued restricted export

Then proceed with the following steps:

1. Visit the DGFT website and login in to the portal with valid credentials.



2. Navigate to **Services > Export Management System > Licence for Restricted exports > Exports of restricted Items > Apply for revalidation of existing application**

Amrit's Dashboard
Last Login 04-May-2021 13:55:03

For Your Action Notifications
No Task Available

Valid IEC Status
0 Value of Scrips Approved
341 Authorisations Issued

Frequently Accessed Links
Advanced Authorisation, MEIS, IEC, EPCG, SEIS, Import Export Authorisation, Search Norms

Export Management System

What is Export Management System

DGFT as under the FTDR Act notifies various restrictions or quota or conditions on certain category of exports from India. These restrictions may require a licence or registration prior to the exports. The modules here allow exporters to apply for export licences, quotas and other registrations which are issued to be by DGFT. Some such modules covered herein are Export License for Restricted Items, Export License for SCOMET Items, License under Indo US Memorandum, License under Indo EU besides others. You may choose to apply and monitor all such applications through the modules available below.

Export Management System

License for Restricted Exports

Items which are Restricted under the ITC(HS) Export Policy requires a licence prior to the importation. Application for consideration of a licence by the Export Cell at DGFT submitted here. May refer to the Regulatory Updates > ITC/HS based Export Policy for policy details.

[Explore](#)

License for SCOMET Exports

As per the extant policy, Export of Special Chemicals, Organisms, Materials, Equipment and Technologies (SCOMET) items shall be permitted only against an export authorisation issued. Application for consideration of a licence by the SCOMET Cell at DGFT submitted here.

[Explore](#)

Restricted Exports

What is Restricted Exports?

Items which are Restricted under the ITC(HS) Export Policy requires a licence prior to the importation. Application for consideration of a licence by the Export Cell at DGFT submitted here. May refer to the Regulatory Updates > ITC/HS based Export Policy for policy details.

Restricted Export

Export of Restricted Items

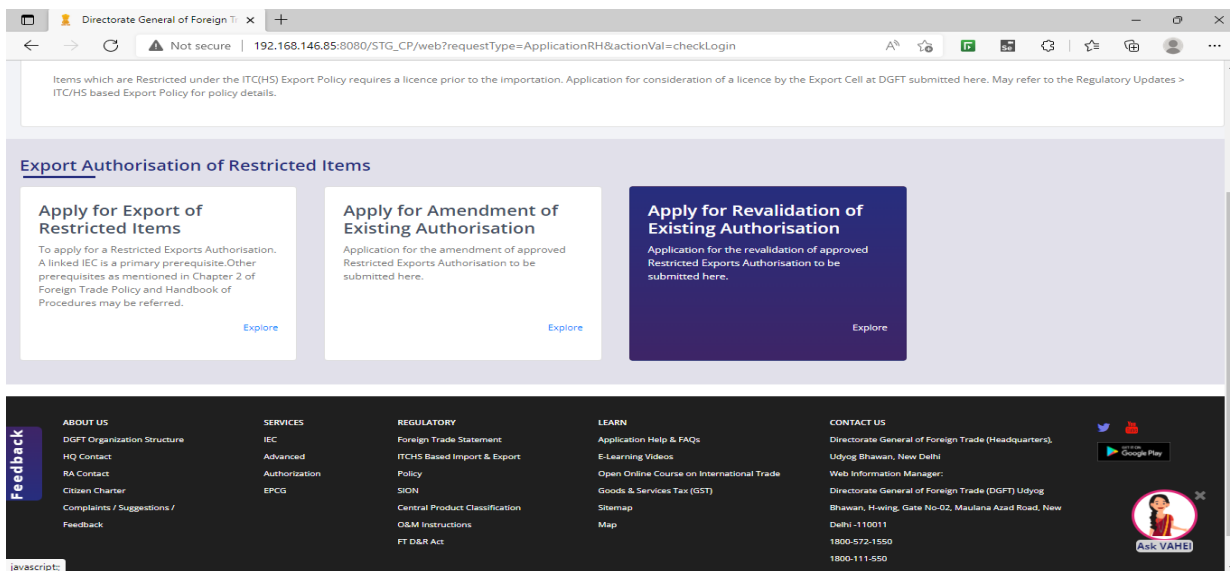
Items which are Restricted under the ITC(HS) Export Policy requires a licence prior to the importation. Application for consideration of a licence by the Export Cell at DGFT submitted here. May refer to the Regulatory Updates > ITC/HS based Export Policy for policy details.

[Apply](#)

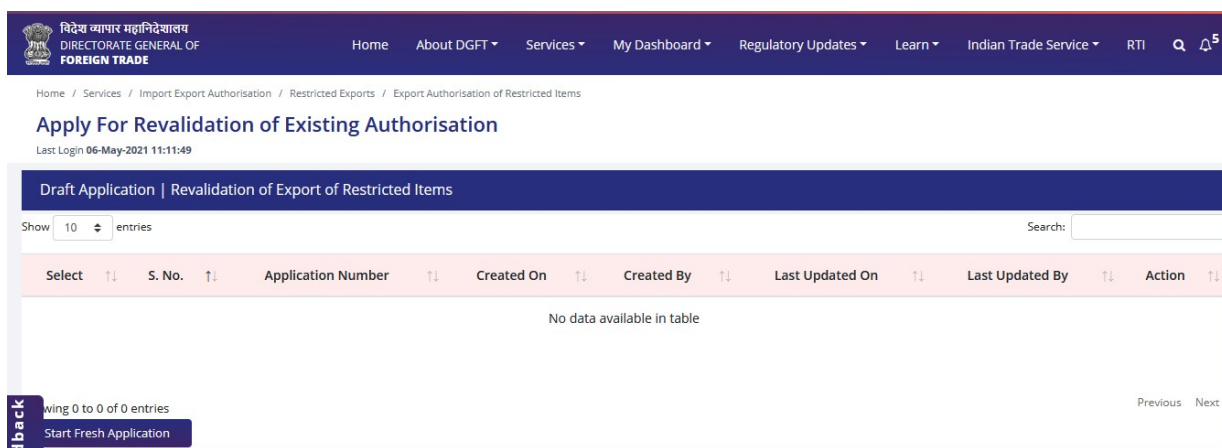
Export of Samples or Exhibits or Gifts or Spares or Replacement Goods

For Export of Samples or Exhibits or Gifts or Spares or Replacement Goods, an application may be made to DGFT from here.

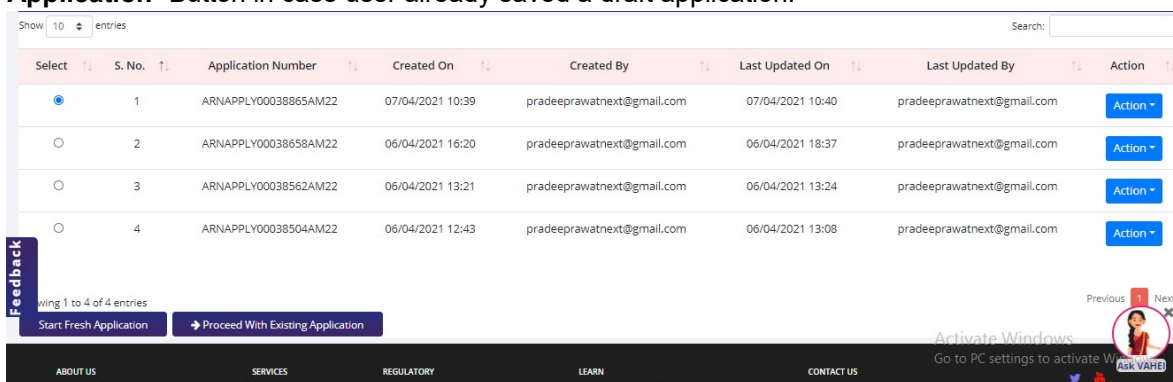
[Apply](#)



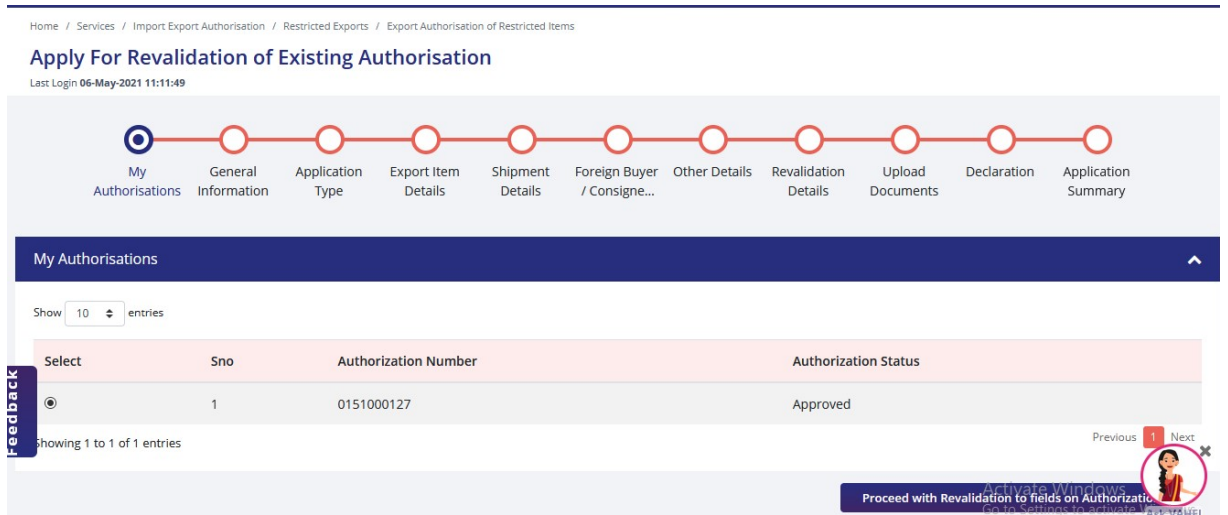
3. User will reach to Draft Applications screen. All draft applications will be displayed here.



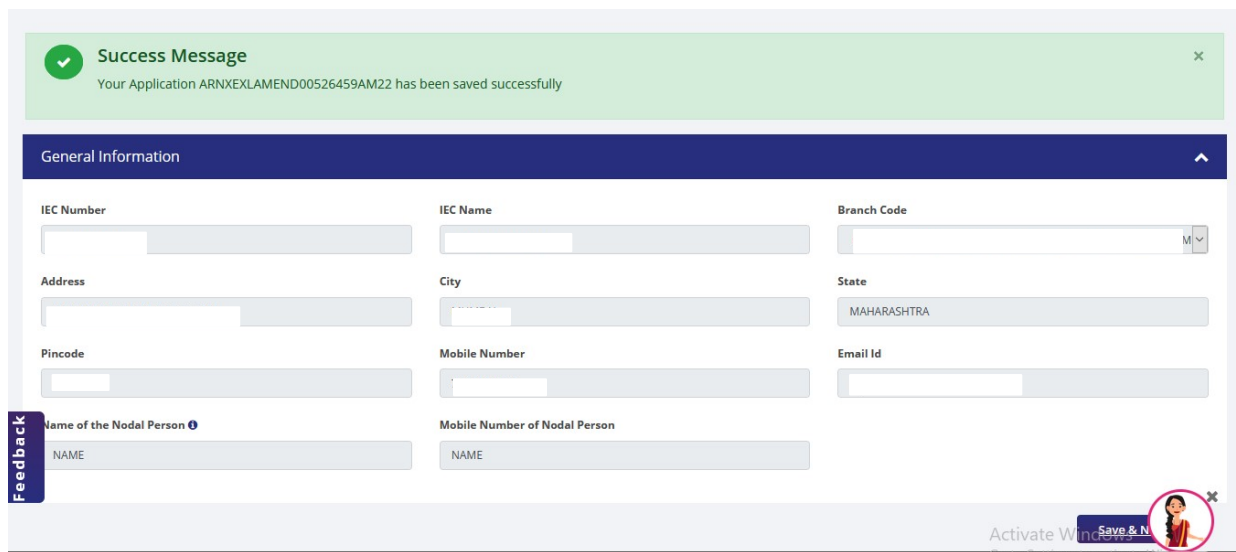
4. In Draft Application screen Click on “**Start Fresh Application**” button or click on “**Proceed with Existing Application**” Button in case user already saved a draft application.



5. When user starts a fresh application, user will be directed to my authorization page, select an authorization and click on „proceed with revalidation to fields on authorization” button.

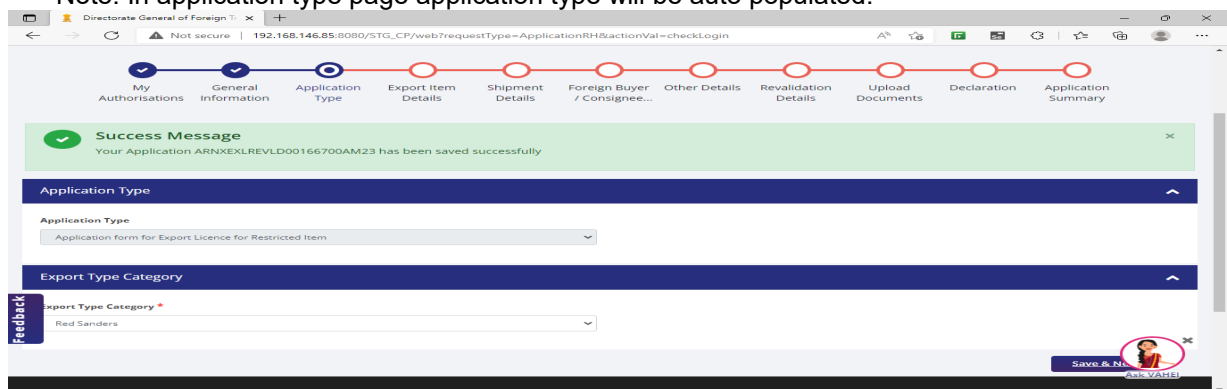


- Applicant will reach General information page where the details will be auto populated. Then click on save and next button.



- After entering all the details in Applicant Information then clicks on “Save and Next” button to reach „Application Type”

Note: In application type page application type will be auto populated.



- Click on save and next button to reach Export Item details page.

Freely Convertible Currency (FCC) *
Swiss Franc

Details of Items for Export

Sr No.	ITC(HS) Code No.	ITC(HS) Code Description	Specification of the restricted items	Whether Milking Animal / Other than Milking Animal	Source of NP&K Fertilizer	Total Quota Allotted by Source (in MT)	Source of Quota	Total Quota Exhausted till filing of Application (in MT)	Quantity	Unit of Measurement	Total FOB Value (In Rs)
1	87141010	Saddles	ok	NA	NA		NA		145.0	NUMBERS (NOS)	12,56,544.00

Showing 1 to 1 of 1 entries

Grand Total FOB Value (In USD) 16,877.69 Grand Total FOB Value (In Rs) 12,56,544.00 Grand Total FOB Value (In FCC) 15,726.46

Feedback

Previous Next

Activate Windows Go to Settings to activate Windows. Ask VAHEI

9. In export details page, the Freely Convertible Currency (FCC) and the item details will be auto populated from the authorization issued.

Note: user cannot modify any fields in this page

10. Now click on save and next button to reach shipment details page.

Note: in shipment details page, applicant can't edit any fields.

Progress bar: My Authorisations, General Information, Application Type, Export Item Details, Shipment Details (active), Foreign Buyer / Consignee, Other Details, Revalidation Details, Upload Documents, Declaration, Application Summary

Shipment Details

Medium Of Shipment: Ship Port of Loading/Shipment: Gwalior

Port of Discharge: India Country to which item to be exported: AMERICAN SAMOA

Purpose of Export: Trade

Feedback

Activate Windows Go to Settings to activate Windows. Save & Next Ask VAHEI

11. Then click on save and next button to reach foreign buyer details page.

12. In foreign buyer/ consignee details page, all the details will be auto populated and user cannot edit any fields in this page.

Foreign Buyer Details

Sr No.	Name	Address	City	Pin Code	State	Country	Destination of Export	Mobile No.(with country code)	Email Address
1	ok	street	pune	411011	mh	ALBANIA	ok	97657890	i@i.com

Export Order No. * hg Date of Export Order * 04/05/2021

Consignee Details

Sr No.	Name	Address	City	Pin Code	State	Country	Destination of Export	Mobile No.(with country code)	Email Address
1	ok	street	abc	456123	ko	ANGOLA	gh	+915678902567	i@i.com

Feedback

Activate Windows
Go to Settings to activate Windows.

Save & Next

13. Now click on save and next button to reach other details page.

14. User will not be able to modify any filed in other details page.

In case of export by post, please furnish details of postal authorities where the parcel will be placed

Details of Postal Authorities
details

In case of export of seeds, please furnish details

Details of seed/planting material proposed for export
details

Whether seed/planting material proposed to be exported is of notified variety
 Yes No

If Yes, then enter Details
ok

Whether seed/planting material proposed to be exported has been produced under custom production arrangement?
 Yes No

Whether variety of Seed/planting material proposed to be exported is used in India?
 Yes No

Any other relevant information
Any other relevant information Yes No

If Yes, then enter Details *
ok

Feedback

Activate Windows
Go to Settings to activate Windows.

Save & Next

ABOUT US SERVICES REGULATORY LEARN CONTACT US

15. Click on save and next button to reach „revalidation details” page.

16. In revalidation details page, enter the reason for revalidation and revalidation date.

My Authorisations General Information Application Type Export Item Details Shipment Details Foreign Buyer / Consigne... **Revalidation Details** Upload Documents Declaration Application Summary

Success Message
Your Application ARNXEVL00526814AM22 has been saved successfully

Revalidation Details

Revalidation applied upto * 29/05/2021 Reason for Revalidation * reason

Feedback

Clear All Save & Next

17. Click on save and next button to reach „Upload Documents” page

18. In „Upload Documents” page attach all the required documents with remarks Note: user can attach maximum of 5 attachments of same type.

Attachment

Attachment Type: A copy of purchase order / import order from foreign buyer contract ag

Remark: ok

Character remains are: 38

Uploaded Document List

Show: 10 entries

Attachment Type	Remark	View/Add More Attachments	Delete
No data available in table			

Uploaded Size: 0.02 MB

Note: Maximum 5 Attachment of 5 MB Allowed (Only pdf,jpg are allowed)

Sr. No.	File Name	Action
1	document(5).pdf	

Upload Attachments

Activate Windows
Go to Settings to activate Windows.

Attachment

Attachment Type: Please select

Remark: A copy of purchase order / import order from foreign buyer contract agreement duly signed and stamped by both the parties (seller/purchaser)

Character remains are: 38

Uploaded Document List

Show: 10 entries

Attachment Type	Remark	View/Add More Attachments	Delete
A copy of purchase order / import order from foreign buyer contract agreement duly signed and stamped by both the parties (seller/purchaser)	ok	view	

Uploaded Size: 0.02 MB

Note: Maximum 5 Attachment of 5 MB Allowed (Only pdf,jpg are allowed)

Upload Attachments

Previous **1** Next

Clear All Save & Next

19. After uploading the documents by clicking upload attachment button, click on save and next button to reach declaration page.

Declaration

Feedback

1. I / We hereby certify that

A. I/We hereby declare that the particulars and the statements made in this application are true and correct to the best of my / our knowledge and belief and nothing has been concealed or held there from.

B. I/We fully understand that any information furnished in the application if found incorrect or false will render me / us liable for any penal action or other consequences as may be prescribed in law or otherwise warranted.

C. I/We undertake to abide by the provisions of the FT (D & R) Act, 1992, as amended, the Rules and Orders framed there under, FTP, HBR, Appendices and Aayat Niryat Forms and ITC (HS).

D. I/We hereby certify that:

1. the entity for whom the application has been made have not been penalized under any of the following Acts (as amended from time to time):

A. The Customs Act, 1962.

B. The Central Excise Act 1944.

C. Foreign Trade (Development & Regulation) Act 1992, as amended, and

D. The Foreign Exchange Management Act, 1999.

E. The Co-operation of Foreign Exchange, Prevention of Smuggling Activities, Act, 1974.

Activate Windows
Go to PC settings to activate Windows.

20. On declaration screen, user will select terms and conditions check box to accept it. User can update "Place" field if required and then click on "Save and Next" button.

1. I / We hereby certify that:

- I/We hereby declare that the particulars and the statements made in this application are true and correct to the best of my / our knowledge and belief and nothing has been concealed or held there from.
- I/We fully understand that any information furnished in the application if found incorrect or false will render me / us liable for any penal action or other consequences as may be prescribed in law or otherwise warranted.
- I/We undertake to abide by the provisions of the FT (D & R) Act, 1992, as amended, the Rules and Orders framed there under, FTP, HBP, Appendices and Aayat Nirjat Forms and ITC (HS).

D. I/We hereby certify that:

- the entity for whom the application has been made have not been penalized under any of the following Acts (as amended from time to time):
 - The Customs Act, 1962.
 - The Central Excise Act 1944.
 - Foreign Trade (Development & Regulation) Act 1992, as amended, and
 - The Foreign Exchange Management Act 1999.
 - The Conservation of Foreign Exchange, Prevention of Smuggling Activities Act, 1974
 - Weapons of Mass Destruction & their Delivery Systems (Prohibition of Unlawful Activities) Act, 2005
 - The GST Act
- none of the Directors / Partners / Proprietor / Karta / Trustees of the company / firm / HUF/Trust, (as the case may be), is/are a Director(s) / Partner(s) / Proprietor / Karta / Trustee in any other Company/ firm / entity which is on the Denied Entry List (DEL) of DGFT;
- neither the Registered Office of the company / Head Office of the firm / nor any of its Branch Office(s) / Unit(s) / Division(s) has been declared a defaulter and has otherwise been made ineligible for undertaking import / export under any of the provisions of the Policy;
- we have not obtained nor applied for issuance of an Importer/Exporter Code Number in the name of our Registered / Head Office or any other Licensing Authority.

2. I / We hereby declare that I / We have not obtained nor applied for such benefits (including issuance of an Importer/Exporter Code Number) in the name of our Registered / Head Office or any of our Branch(s) / Unit(s) / Division(s) to any other Regional Authority.

3. I / We hereby declare that I/We have perused the list of SCOMET items as contained in the Appendix 3 to the Schedule 2 of the ITC (HS) and that the item(s) exported / proposed to be exported does not fall within this list and that I / We agree to abide by the provisions of FTP for export of SCOMET items contained in the FTP, Schedule 2 of ITC (HS) and the HBP, irrespective of the scheme under which the item is exported / proposed to be exported.

4. I / We solemnly declare that I / We have applied for / obtained a RCMC to the EPC which pertains to our main line of business. In case we have applied to any other council, the application has been made within the purview of the provisions of Para 2.34 of the HBP.

5. I hereby certify that I am authorized to verify and sign this declaration as per Paragraph 9.6 of the Policy.

Tick the box as acceptance of declaration/undertaking and fill in the details below. *

Place* Date*

User Details
(Note: If user profile are not updated, Please update your profile logged in user profile before submitting the application by clicking on your Username > Profile in the top right corner of website.)

Name Designation
 Email Mobile
 Office Address
 Residential Address

21. Details entered by the user will be Saved, Draft of the application will be created and user will reach to **Application Summary** screen.

Progress bar: My Authorisations, General Information, Application Type, Export Item Details, Shipment Details, Foreign Buyer / Consigne..., Revalidation Details, Upload Documents, Declaration, Application Summary

Success Message
Your Application ARNXLREVL00526814AM22 has been saved successfully

My Authorisations

Sno	Authorization Number	Authorization Status
1	0151000127	Approved

General Information

IEC Number	IEC Name	Branch Code
0301061203	CA EXPORTS	

22. Click on print button present in the summary page to print the application summary.

Revalidation of Export of Restricted Items

1. My Authorisations

Authorization Number	Authorization Status
0151000127	Approved

2. General Information

IEC Number	IEC Name	Branch Code	Address	City	State	Pincode	Mobile Number	Email Id	Name of the Nodal Person	Mobile Number of Nodal Person
	CA EXPORTS	MBAI, MAHARASHTRA, MUMBAI-400002.		MUMBAI	MAHARASHTRA		68		NAME	NAME

23. In the application summary screen, click on proceed with payment to make payment for the application.

5. I / We hereby declare that I / We have neither obtained nor applied for such benefits (including issuance of an Importer Exporter Code Number) in the name of our Registered / Head Office or any of our Branch(es) / Unit(s) / Division(s) to any other Regional Authority.

6. I / We hereby declare that I/we have perused the list of SCOMET items as contained in the Appendix 3 to the Schedule 2 of the ITC (HS) and that the item(s) exported / proposed to be exported does not fall within this list and that I / We agree to abide by the provisions of FTP for export of SCOMET items contained in the FTP, Schedule 2 of ITC (HS) and the HBP, irrespective of the scheme under which the item is exported / proposed to be exported.

7. I / We solemnly declare that I / We have applied for / obtained a RCMC to the EPC which pertains to our main line of business. In case we have applied to any other council, the application has been made within the purview of the provisions of Para 2.94 of the HBP.

8. I hereby certify that I am authorized to verify and sign this declaration as per Paragraph 9.6 of the Policy.

You have ticked the box as acceptance of declaration/ undertaking details.

Place : MAHARASHTRA Date : 04/05/2021

Name : Designation : Partner

Email : Mobile :

Office Address :

Residential Address : MUMBAI, MUMBAI SUBURBAN, MAHARASHTRA, 400059

[Payment For Export of Restricted Item](#)

24. On application fee payment screen user can verify the fee details and click on “**Submit**” button to make the payment against application.

Payments made from corporate accounts require additional approval from Bank portal. It may take 1 - 7 days to reflect in the system based on when approval is given from the checker account.

Applicant Name: [Text Field] Applicant Email: [Text Field] Applicant Address: [Text Field]

Application Type: Restricted Export Service Type: Revalidation of Export of Restricted Items Application Number: ARNXEXLREVL000526814AM22

Service Description	Fees Amount (₹)
Revalidation of Export of Restricted Items	500.0

Have you already paid in Miscellaneous Payment System (eMPS) / Legacy Draft Application? Yes No

25. After Successful Payment, the user will be redirected to the DGFT Website and the receipt shall be displayed, the user can also download/print the receipt.

[Print Receipt](#)

E-PAYMENT RECEIPT

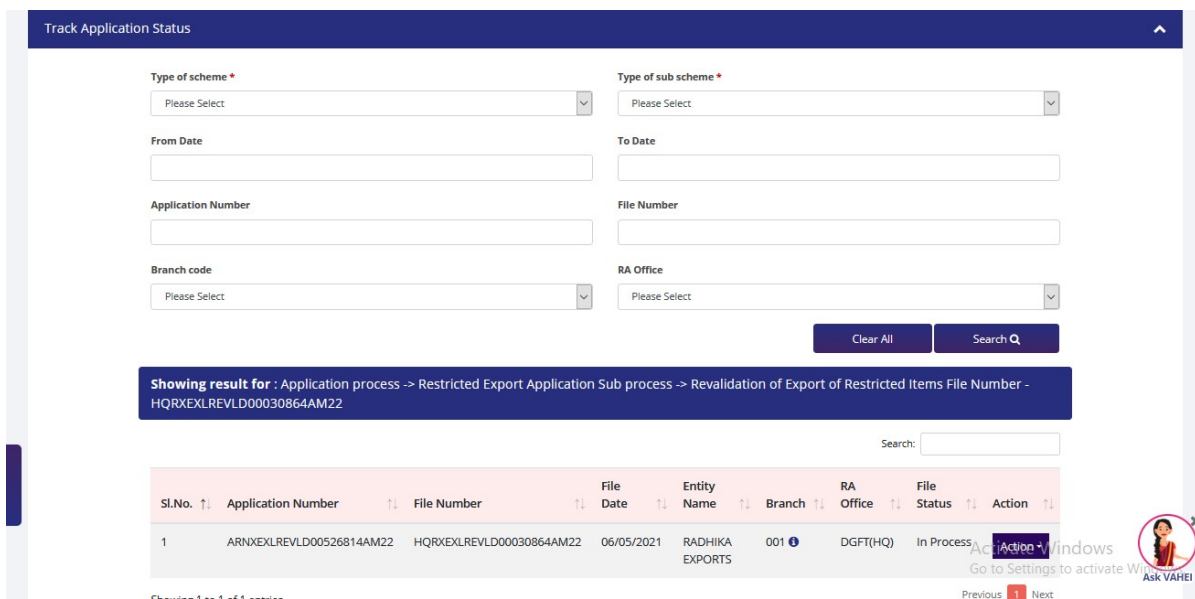
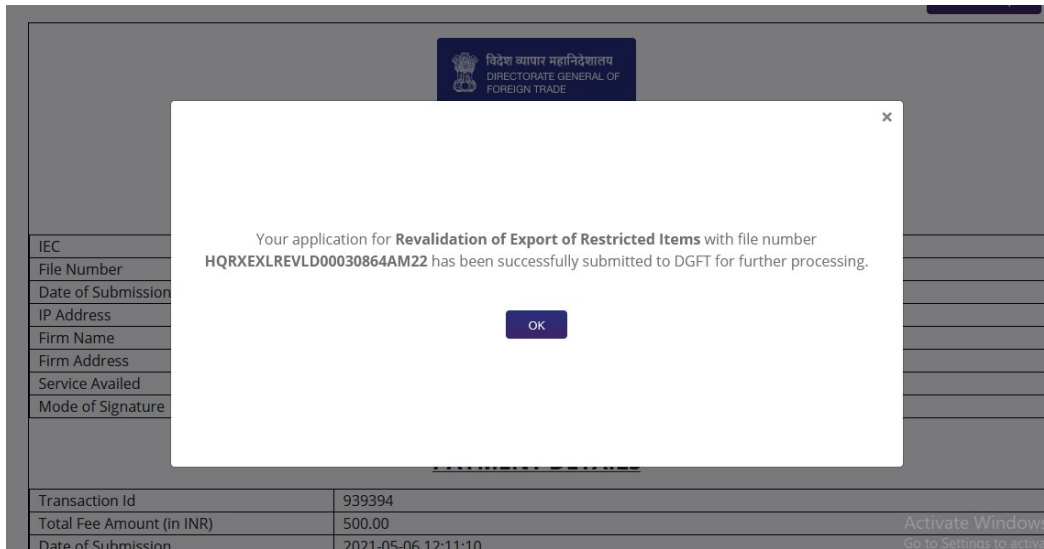
IEC	
File Number	HQRXEXLREVL00030864AM22
Date of Submission	2021-05-06 12:11:10
IP Address	192.168.136.36
Firm Name	RADHIKA EXPORTS
Firm Address	
Service Availed	Revalidation of Export of Restricted Items
Mode of Signature	e Mudra

PAYMENT DETAILS

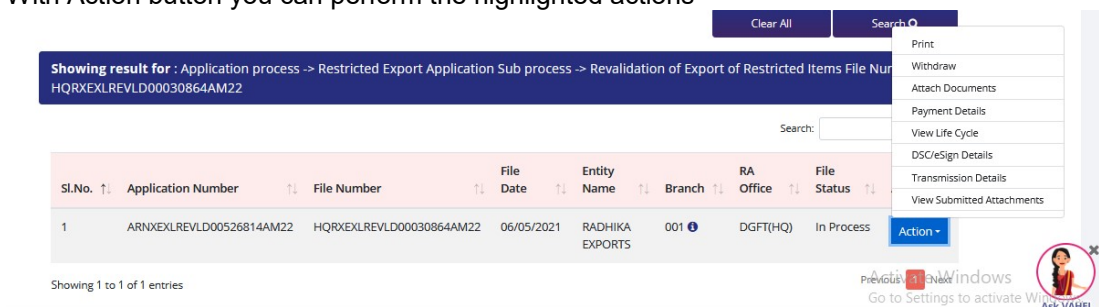
Transaction Id	939394
Total Fee Amount (In INR)	500.00
Date of Submission	2021-05-06 12:11:10
Mode of Payment	ONLINE
Transaction Status	SUCCESS
Transaction Complete Date	2021-05-06 12:11:10

[OK](#) [Download Receipt](#)

26. The user shall receive the identity card application submission message with File number on the screen. User will also receive email/SMS for file submission. If User clicks on OK button on Epayment receipt, user will be redirected to Submitted applications via My Dashboard



27. With Action button you can perform the highlighted actions



8. Apply for Exports of sample or exhibits gifts spares replacement

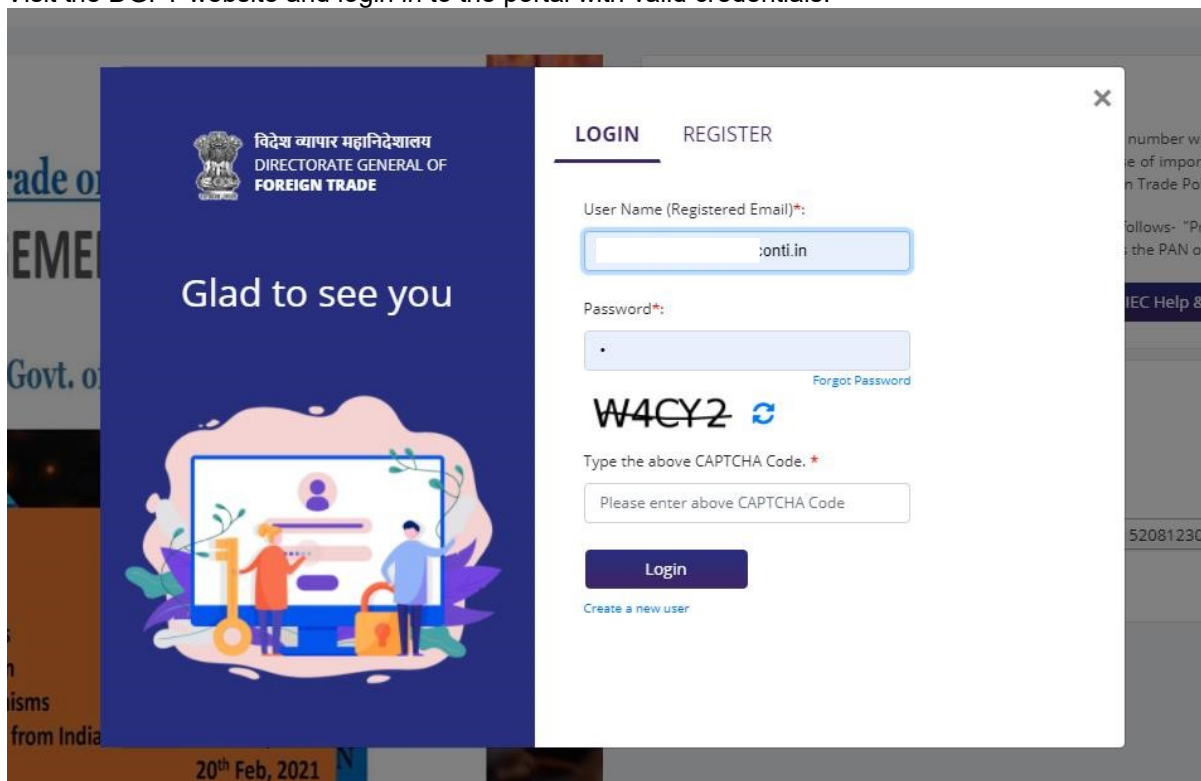
To Apply for **Export of Samples or Exhibits Gifts Spares Replacement** on the DGFT portal you would require:

Pre-requisites:

- c) Valid Login Credentials to DGFT Portal (After Registering on DGFT Portal).
- d) Active Firm's Bank account for entering its details in the Application and to make online payment of the application fee

Then proceed with the following steps:

- 27. Visit the DGFT website and login in to the portal with valid credentials.



The screenshot shows the DGFT portal login interface. On the left, there is a blue banner with the DGFT logo and the text "Glad to see you". On the right, there is a white login form with the following fields and options:

- LOGIN REGISTER** (tabs)
- User Name (Registered Email)*:** Input field containing ":onti.in"
- Password*:** Input field with a password mask and a "Forgot Password" link.
- W4CY2** (CAPTCHA code)
- Type the above CAPTCHA Code. *** Input field containing "Please enter above CAPTCHA Code"
- Login** button
- [Create a new user](#) link

- 28. Navigate to **Services > Export Management System > Licence for Restricted exports > Export of Samples or Exhibits Gifts Spares Replacement > Apply for New Authorization**

Export Management System

What is Export Management System

DGFT as under the FTDR Act notifies various restrictions or quota or conditions on certain category of exports from India. These restrictions may require a licence or registration prior to the exports. The modules here allow exporters to apply for export licences, quotas and other registrations which are issued to be by DGFT. Some such modules covered herein are Export License for Restricted Items, Export License for SCOMET Items, License under Indo US Memorandum, License under Indo EU besides others. You may choose to apply and monitor all such applications through the modules available below.

Export Management System

License for Restricted Exports

Items which are Restricted under the ITC(HS) Export Policy requires a licence prior to the importation. Application for consideration of a licence by the Export Cell at DGFT submitted here. May refer to the Regulatory Updates > ITC/HS based Export Policy for policy details.

[Explore](#)

License for SCOMET Exports

As per the extant policy, Export of Special Chemicals, Organisms, Materials, Equipment and Technologies (SCOMET) items shall be permitted only against an export authorisation issued. Application for consideration of a licence by the SCOMET Cell at DGFT submitted here.

[Explore](#)

Export of Samples or Exhibits Gifts Spares Replacement

Export of Samples or Exhibits Gifts Spares Replacement

For Export of Samples or Exhibits or Gifts or Spares or Replacement Goods, an application may be made to DGFT from here.

Export of Samples or Exhibits Gifts Spares Replacement

Apply for Export of Samples or Exhibits or Gifts or Spares or Replacement Goods

For Export of Samples or Exhibits or Gifts or Spares or Replacement Goods, an application may be made to DGFT from here.

Apply →

Apply for Amendment of Export of Samples or Exhibits or Gifts or Spares or Replacement Goods

Application for the amendment of Export of Samples or Exhibits or Gifts or Spares or Replacement Goods to be submitted here.

Apply →

Apply for Revalidation of Export of Samples or Exhibits or Gifts or Spares or Replacement

Application for the revalidation of Export of Samples or Exhibits or Gifts or Spares or Replacement Goods to be submitted here.

Apply →

edback

29. User will reach to Draft Applications screen. All draft applications will be displayed here.

बिदेश व्यापार महानिदेशालय
DIRECTORATE GENERAL OF
FOREIGN TRADE

Home About DGFT Services My Dashboard Regulatory Updates Learn Indian Trade Service RTI

Home / Services / Import Export Authorisation / Restricted Exports

Export of Samples or Exhibits Gifts Spares Replacement

Last Login 06-May-2021 13:05:57

Draft Application | Apply for Export of Samples or Exhibits or Gifts or Spares or Replacement Goods Authorisation

Show 10 entries Search:

Select	S. No.	Application Number	Created On	Created By	Last Updated On	Last Updated By	Action
No data available in table							

Showing 0 to 0 of 0 entries

Start Fresh Application

Previous Next

edback

30. In Draft Application screen Click on **“Start Fresh Application”** button or click on **“Proceed with Existing Application”** Button in case user already saved a draft application.

Show 10 entries Search:

Select	S. No.	Application Number	Created On	Created By	Last Updated On	Last Updated By	Action
<input checked="" type="radio"/>	1	ARNAPPLY00038865AM22	07/04/2021 10:39	pradeeprawatnext@gmail.com	07/04/2021 10:40	pradeeprawatnext@gmail.com	Action
<input type="radio"/>	2	ARNAPPLY00038658AM22	06/04/2021 16:20	pradeeprawatnext@gmail.com	06/04/2021 18:37	pradeeprawatnext@gmail.com	Action
<input type="radio"/>	3	ARNAPPLY00038562AM22	06/04/2021 13:21	pradeeprawatnext@gmail.com	06/04/2021 13:24	pradeeprawatnext@gmail.com	Action
<input type="radio"/>	4	ARNAPPLY00038504AM22	06/04/2021 12:43	pradeeprawatnext@gmail.com	06/04/2021 13:08	pradeeprawatnext@gmail.com	Action

Showing 1 to 4 of 4 entries

Start Fresh Application → Proceed With Existing Application

Previous Next

Feedback

31. **On General Information screen.**

- c) Select the Branch code the all the information related to Branch code will be auto populated
- d) Fill the name of nodal person and mobile number of nodal person
- e) Tick the RCMC details required

General Information

IEC Number

IEC Name

Branch Code *

Address

City

State

Pincode

Mobile Number

Email Id

Name of the Nodal Person*

Mobile Number of Nodal Person*

RCMC Details

Show 10 entries

RCMC Number	Date of issuance	Validity Period	Issuing Authority	Products for which registered
<input checked="" type="checkbox"/> WR/297 /2018-2019	23/03/2021	31/03/2023	Federation of Indian Export Organisations (FIEO)	RICE,PHARMACEUTICALS,CEMENT,TOOTH PASTE,COSMETIC,WASHING POWDER, SOAP,SAFETY MATCHES,TYRES , TUBES,MATCH BOXES,TOWELS,SAREES,FABRICS, MADE UPS,BLANKET,TURKISH TOWELS,PLASTIC ROPES,TILES,ST AND OTHERS

Previous 1 Next

Clear All Save & Next

32. After entering all the details in Applicant Information then clicks on “Save and Next” button to reach „Export Item Details”

General Information **Export Item Details** Upload Documents Declaration Application Summary

Freely Convertible Currency (FCC) *

Details of Items for Export

ITC(HS) Code No. *

ITC(HS) Code Description

Technical Specification of items to be exported under the certificate *

Quantity *

Unit of Measurement *

Total FOB Value (In Rs) *

Currency Exchange Rate : FCC to INR

Total FOB Value(In FCC)

Currency Exchange Rate : USD to INR

Total FOB Value(In USD)

Activate Windows Go to settings to activate Windows. Add Export Details

33. In export details page, select the Freely Convertible Currency (FCC) based on which fcc of the items added will be calculated.

34. Now you can add the „item for export” manually or bulk upload then the items will be added to the table.

a.a. For adding the items manually, fill the Item details under the Details of items export section and click on add button

Freely Convertible Currency (FCC) *
Swiss Franc

Details of Items for Export Add Manually Bulk Upload Download Sample Excel

ITC(HS) Code No. *
87141010, Saddles

ITC(HS) Code Description
Saddles

Specification of the restricted items *
ok

Quantity *
145

Unit of Measurement *
NUMBERS (NOS)

Total FOB Value (In Rs) *
1256544

Currency Exchange Rate : FCC to INR
1 Swiss Franc =79.9 INR

Total FOB Value(In FCC)
15726.45

Currency Exchange Rate : USD to INR
1 USD = 74.45 INR

Total FOB Value(In USD)
16877.68

Add Export Details

Sr	ITC(HS) Code	ITC(HS) Code	Specification of the restricted items	Whether Milking Animal / Other than Milking Animal	Source of NP&K Fertilizer	Source of Quota	Total Quota Allotted by Source (in MT)	Total Quota Exhausted till filing of Application (in MT)	Quantity	Unit of Measurement	Total FOB Value (In Rs)	Edit/Delete

a.b. Now to add the items through bulk upload. First download the sample excel, then click on bulk upload button then upload the modified excel sheet.

Microsoft Excel (Product Activation Failed)

Protected View: This file originated from an Internet location and might be unsafe. Click for more details. Enable Editing

ITC(HS) Code No.	Description of Export Items including Technical Specifications	Whether Milking Animal / Other than Milking Animal	Source of NP&K Fertilizer	Source of Quota	Quantity	Unit of Measurement	Total FOB Value(In Rs)
10011100		Milking Animal			123	Dozen	321

Details of Items for Export Add Manually Bulk Upload Download Sample Excel

Upload

Add Attachment

Choose File to Upload *

Maximum 1 attachment of 5 MB allowed
Only xls,xmls formats are allowed.

Sr No.	ITC(HS) Code No.	ITC(HS) Code Description	Specification of the restricted items	Whether Milking Animal / Other than Milking Animal	Source of NP&K Fertilizer	Total Quota Allotted by Source (in MT)	Source of Quota	Total Quota Exhausted till filing of Application (in MT)	Quantity	Unit of Measurement	Total FOB Value (In Rs)	Edit/Delete
1	87141010	Saddles	ok	NA	NA		NA		145	NUMBERS (NOS)	12,56,544.00	

Grand Total FOB Value (In USD): 16,877.68 | Grand Total FOB Value (In Rs): 12,56,544.00 | Grand Total FOB Value (In FCC): 15,726.45

35. Now under the “purpose of exports” section fill the fill the purpose of export and then click on save and next button.

Grand Total FOB Value (In USD): | Grand Total FOB Value (In Rs): | Grand Total FOB Value (In FCC):

Purpose of Exports

Purpose of Export Description (including clarifications, if any) *

ed

36. Now click on save and next button to reach upload page.

Progress: General Information (✓) | Export Item Details (✓) | **Upload Documents** (●) | Declaration (○) | Application Summary (○)

Upload Documents

Attachment Type: Remark:

Upload Documents: Click or Drag and Drop file to upload

Uploaded Document List

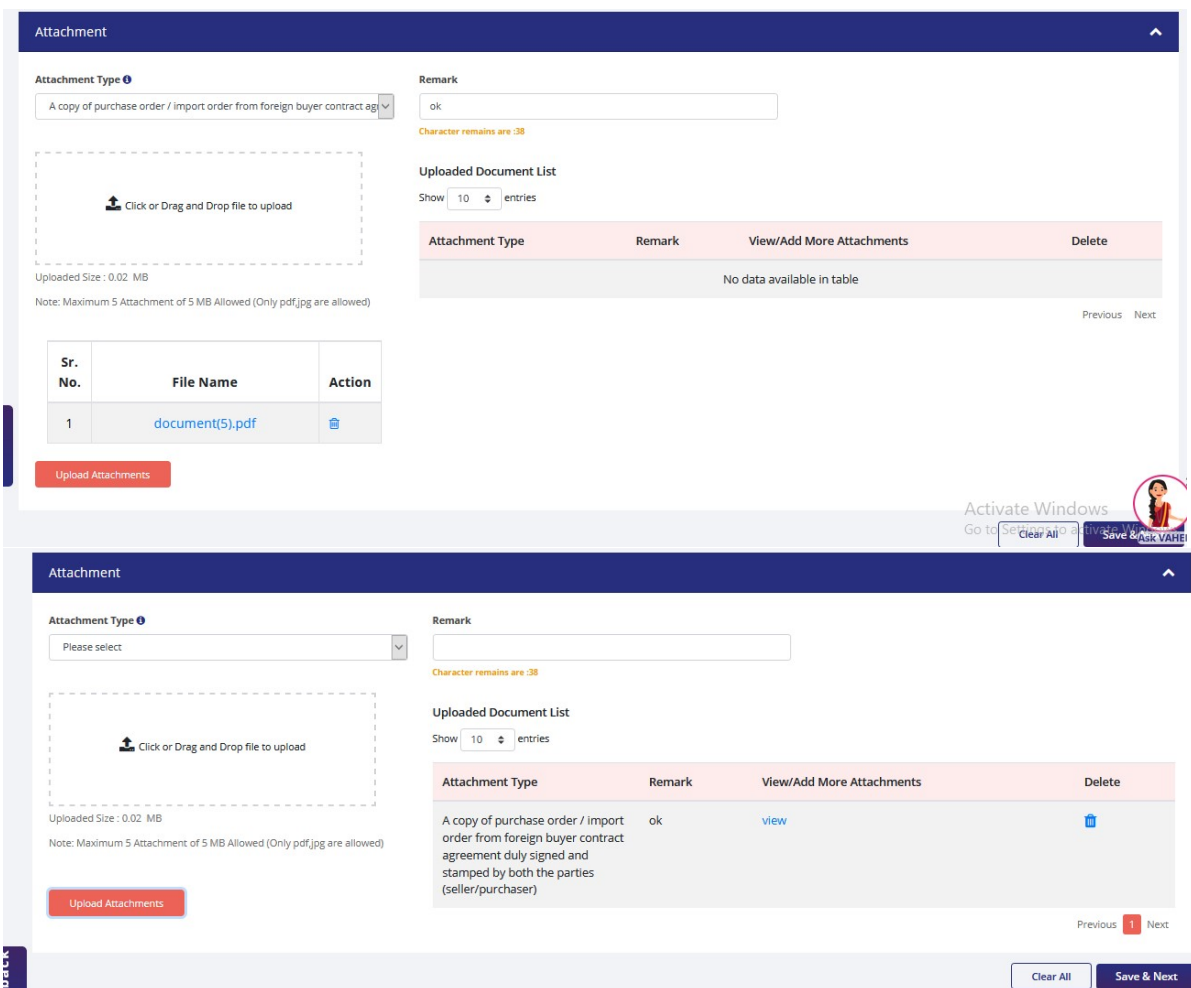
Show: entries

Attachment Type	Remark	View/Add More Attachments	Delete
No data available in table			

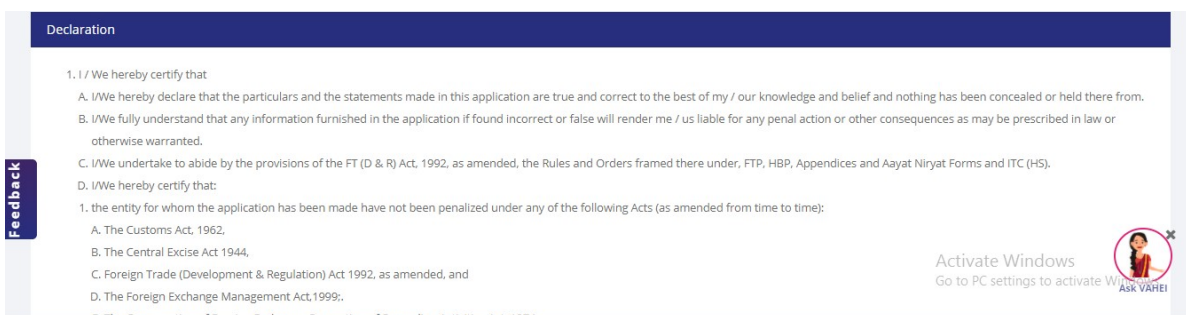
Uploaded Size : 0.00 MB
Note: Maximum 5 Attachment of 5 MB Allowed (Only pdf,jpg are allowed)

37. Click on save and next button to reach „Upload Documents” page

38. In „Upload Documents” page attach all the required documents with remarks Note: user can attach maximum of 5 attachments of same type.



39. After uploading the documents by clicking upload attachment button, click on save and next button to reach declaration page.



40. On declaration screen, user will select terms and conditions check box to accept it. User can update "Place" field if required and then click on "Save and Next" button.

A. I/We hereby declare that the particulars and the statements made in this application are true and correct to the best of my / our knowledge and belief and nothing has been concealed or held there from.

B. I/We fully understand that any information furnished in the application if found incorrect or false will render me / us liable for any penal action or other consequences as may be prescribed in law or otherwise warranted.

C. I/We undertake to abide by the provisions of the FT (D & R) Act, 1992, as amended, the Rules and Orders framed there under, FTP, HBP, Appendices and Aayat Niriyat Forms and ITC (HS).

D. I/We hereby certify that:

- the entity for whom the application has been made have not been penalized under any of the following Acts (as amended from time to time):
 - The Customs Act, 1962,
 - The Central Excise Act 1944,
 - Foreign Trade (Development & Regulation) Act, 1992, as amended, and
 - The Foreign Exchange Management Act, 1999;
 - The Conservation of Foreign Exchange, Prevention of Smuggling Activities Act, 1974
 - Weapons of Mass Destruction & their Delivery Systems (Prohibition of Unlawful Activities) Act, 2005
 - The GST Act
- none of the Directors / Partners / Proprietor / Karta / Trustees of the company /firm /HUF/Trust, (as the case may be), Is/are a Director(s) / Partner(s) / Proprietor / Karta / Trustee in any other Company/ firm / entity which is on the Denied Entity List (DEL) of DGFT;
- neither the Registered Office of the company / Head Office of the firm / nor any of its Branch Office(s)/ Unit(s)/ Division(s) has been declared a defaulter and has otherwise been made ineligible for undertaking import / export under any of the provisions of the Policy;
- we have not obtained nor applied for issuance of an Importer/ Exporter Code Number in the name of our Registered / Head Office to any other Licensing Authority.
- I/ We hereby declare that I/ We have not obtained nor applied for such benefits (including Issuance of an Importer/ Exporter Code Number) in the name of our Registered / Head Office or any of our Branch(s) / Unit(s) / Division(s) to any other Regional Authority.
- I/ We hereby declare that I/ we have perused the list of SCOMET items as contained in the Appendix 3 to the Schedule 2 of the ITC (HS) and that the item(s) exported / proposed to be exported does not fall within this list and that I/ We agree to abide by the provisions of FTP for export of SCOMET items contained in the FTP, Schedule 2 of ITC (HS) and the HBP, irrespective of the scheme under which the item is exported / proposed to be exported.
- I/ We solemnly declare that I/ We have applied for / obtained a RCMC to the EPC which pertains to our main line of business. In case we have applied to any other council, the application has been made within the purview of the provisions of Para 2.94 of the HBP.
- I hereby certify that I am authorized to verify and sign this declaration as per Paragraph 9.6 of the Policy.

Tick the box as acceptance of declaration/ undertaking and fill in the details below. *

Place* Date*

User Details
(Note: If user profile are not updated, Please update your profile before submitting the application by clicking on your Username > Profile in the top right corner of website.)

Name: pradeep ravat Designation: GENERAL MANAGER
 Email: pradeep.ravatext@gmail.com Mobile: 9760024193
 Office Address: AHMEDABAD, AHMEDABAD, GUJARAT, 382213
 Residential Address: AHMEDABAD, AHMEDABAD, GUJARAT, 382213

Feedback

Clear All Save & Next

Activate Windows
Go to PC settings to activate Windows.
Ask VAHEI

41. Details entered by the user will be Saved, Draft of the application will be created and user will reach to Application Summary screen.

General Information Export Item Details Upload Documents Declaration Application Summary

Success Message
Your Application ARNXELAPPLY00604864AM22 has been saved successfully

Print Summary

Applicant Information

General Information

IEC Number	IEC Name	Branch Code
	RTS	32
Address	City	State
	MUMBAI	MAHARASHTRA
Pincode	Mobile Number	Email Id
		iaill.com
Name of the Nodal Person	Mobile Number of Nodal Person	
hsakjas		

Feedback

Activate Windows
Go to Settings to activate Windows.
Ask VAHEI

42. Click on print button present in the summary page to print the application summary.

Apply for Export of Samples or Exhibits or Gifts or Spares or Replacement Goods

General Information										
IEC Number	IEC Name	Branch Code	Address	City	State	Pincode	Mobile Number	Email Id	Name of the Nodal Person	Mobile Number of Nodal Person
12	IA	AS	IANI FL	MUMBAI	MAHARASHTRA		68	ra ed om	hsakjas	124

RCMC Details				
RCMC Number	Date of Issue of RCMC	Issuing Authority	Validity Period	Products for which registered
				DICE PHARMACEUTICAL & CEMENT TOOTH PASTE COSMETIC WASHING

Activate Windows
Go to Settings to activate Windows.
Ask VAHEI

43. In the application summary screen, click on proceed with payment to make payment for the application.

5. I / We hereby declare that I / We have neither obtained nor applied for such benefits (including issuance of an Importer Exporter Code Number) in the name of our Registered / Head Office or any of our Branch(es) / Unit(s) / Division(s) to any other Regional Authority.

6. I / We hereby declare that I/we have perused the list of SCOMET items as contained in the Appendix 3 to the Schedule 2 of the ITC (HS) and that the item(s) exported / proposed to be exported does not fall within this list and that I / We agree to abide by the provisions of FTP for export of SCOMET items contained in the FTP, Schedule 2 of ITC (HS) and the HBP, irrespective of the scheme under which the item is exported / proposed to be exported.

7. I / We solemnly declare that I / We have applied for / obtained a RCMC to the EPC which pertains to our main line of business. In case we have applied to any other council, the application has been made within the purview of the provisions of Para 2.94 of the HBP.

8. I hereby certify that I am authorized to verify and sign this declaration as per Paragraph 9.6 of the Policy.

You have ticked the box as acceptance of declaration/ undertaking details.

Place : MAHARASHTRA Date : 04/05/2021

Name : Amit Tibrewal Designation : Partner

Email : Mobile : 5

Office Address : 001-6-B LALMANI BLDG 2ND FL 25/31,DR A M RD BHULESHWAR,MUMBAI,MAHARASHTRA,MUMBAI,400002,

Residential Address : MUMBAI, MUMBAI SUBURBAN, MAHARASHTRA, 400059

[Feedback](#) [Payment For Export of Restricted Item](#)

44. On application fee payment screen user can verify the fee details and click on “**Submit**” button to make the payment against application.

Applicant Name: Amit Tibrewal Applicant Email: Applicant Address:

Application Type: Restricted Export Service Type: Apply for Export of Samples or Exhibits or Gifts or Spares or Replacement Goods Application Number: ARNXEXLAPPLY00604864AM22

Service Description	Fees Amount (₹)
Apply for Export of Samples or Exhibits or Gifts or Spares or Replacement Goods	1000.0

Have you already paid in Miscellaneous Payment System (eMPS) / Legacy Draft Application? Yes No

[Feedback](#) [Submit](#)

45. After Successful Payment, the user will be redirected to the DGFT Website and the receipt shall be displayed, the user can also download/print the receipt.

Print Receipt

E-PAYMENT RECEIPT

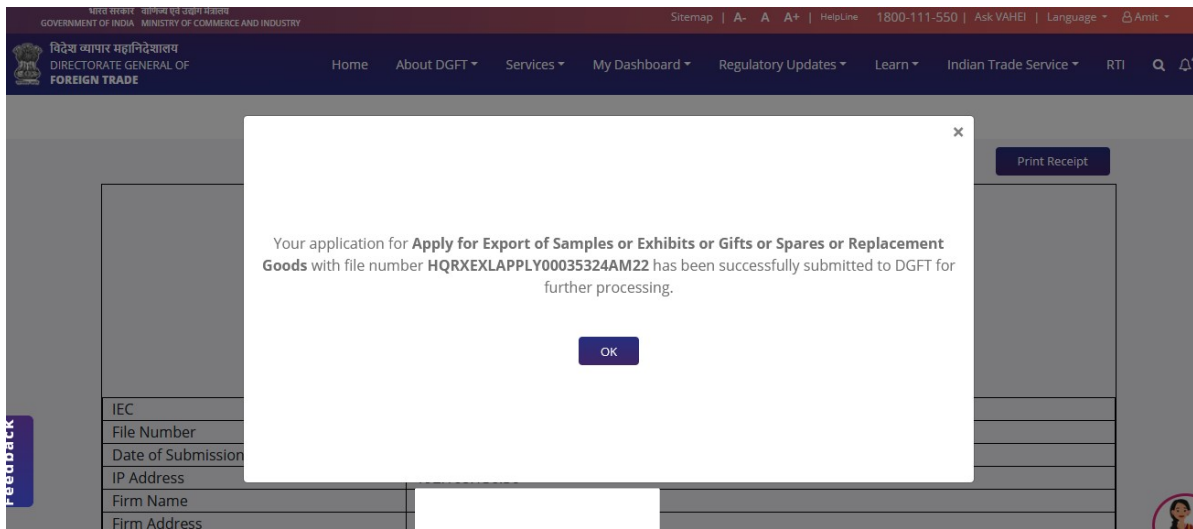
IEC	
File Number	HQRXEXLAPPLY00035324AM22
Date of Submission	2021-05-12 12:38:21
IP Address	192.168.136.36
Firm Name	
Firm Address	
Service Availed	Apply for Export of Samples or Exhibits or Gifts or Spares or Replacement Goods
Mode of Signature	Digital Signature

PAYMENT DETAILS

Transaction Id	956408
Total Fee Amount (in INR)	1000.00
Date of Submission	2021-05-12 12:38:21
Mode of Payment	ONLINE
Transaction Status	SUCCESS
Transaction Complete Date	2021-05-12 12:38:21

[Feedback](#) [OK](#) [Download Receipt](#) [Print Receipt](#)

46. The user shall receive the identity card application submission message with File number on the screen. User will also receive email/SMS for file submission. If User clicks on OK button on Epayment receipt, user will be redirected to Submitted applications via My Dashboard



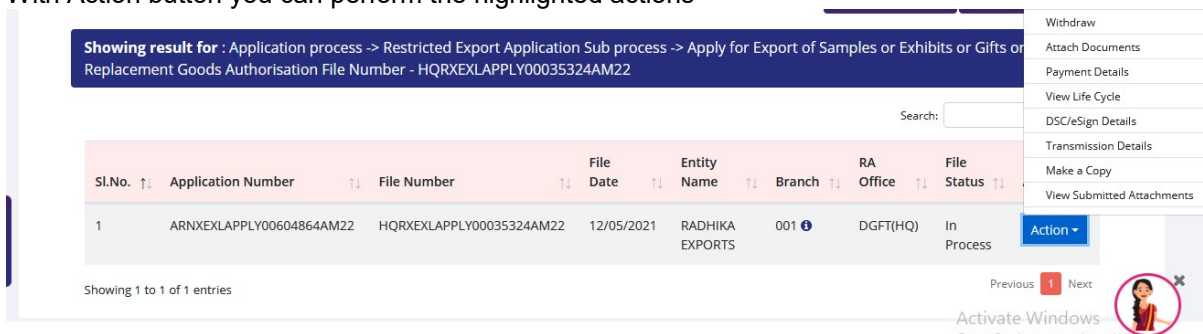
Showing result for : Application process -> Restricted Export Application Sub process -> Apply for Export of Samples or Exhibits or Gifts or Spares or Replacement Goods Authorisation File Number - HQRXEXLAPPLY00035324AM22

Search:

Sl.No.	Application Number	File Number	File Date	Entity Name	Branch	RA Office	File Status	Action
1	ARNXEXLAPPLY00604864AM22	HQRXEXLAPPLY00035324AM22	12/05/2021	RADHIKA	001	DGFT(HQ)	In Process	Action

Showing 1 to 1 of 1 entries Previous **1** Next

47. With Action button you can perform the highlighted actions



9. Apply for Amendment of Exports of sample or exhibits gifts spares replacement

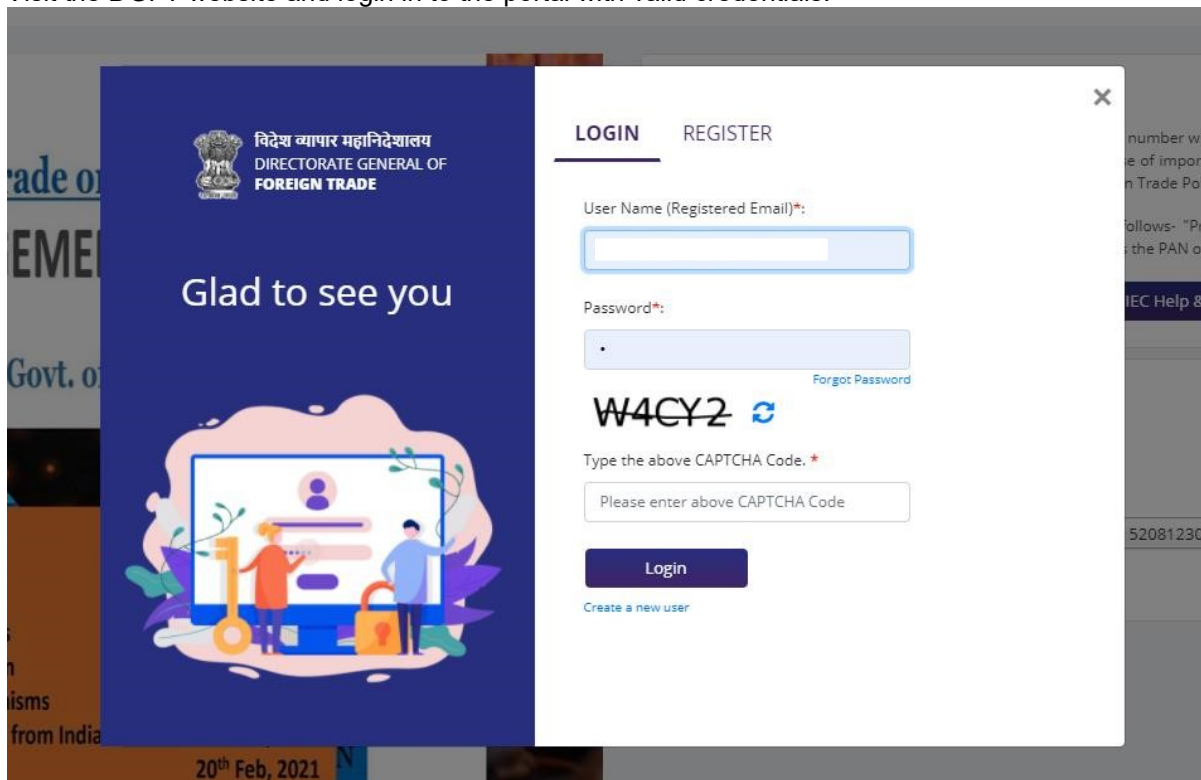
To Amend the Exports of sample or exhibits gifts spares replacement on the DGFT portal you would require:

Pre-requisites:

- g) Valid Login Credentials to DGFT Portal (After Registering on DGFT Portal).
- h) Active Firm's Bank account for entering its details in the Application and to make online payment of the application fee
- i) Approved and issued Exports of sample or exhibits gifts spares replacement

Then proceed with the following steps:

- 27. Visit the DGFT website and login in to the portal with valid credentials.



The screenshot shows the DGFT portal login interface. On the left, there is a blue banner with the DGFT logo and the text "Glad to see you". On the right, there is a white login form with the following fields and options:

- LOGIN REGISTER** (tabs)
- User Name (Registered Email)*:**
- Password*:** [Forgot Password](#)
- W4CY2** (CAPTCHA code)
- Type the above CAPTCHA Code, ***
-
- Login** (button)
- [Create a new user](#)

At the bottom of the page, the date "20th Feb, 2021" is displayed.

- 28. Navigate to **Services > Export Management System > Licence for Restricted exports > Exports of restricted Items > Apply for amendment of existing application**

Amit's Dashboard
Last Login 04-May-2021 13:55:03

For Your Action Notifications
No Task Available

Valid IEC Status
0 Value of Scrips Approved
341 Authorisations Issued

Frequently Accessed Links
Advanced Authorisation, MEIS, IEC, EPCG, SEIS, Import Export Authorisation, Search Norms

Export Management System

What is Export Management System

DGFT as under the FTDR Act notifies various restrictions or quota or conditions on certain category of exports from India. These restrictions may require a licence or registration prior to the exports. The modules here allow exporters to apply for export licences, quotas and other registrations which are issued to be by DGFT. Some such modules covered herein are Export License for Restricted Items, Export License for SCOMET Items, License under Indo US Memorandum, License under Indo EU besides others. You may choose to apply and monitor all such applications through the modules available below.

Export Management System

License for Restricted Exports

Items which are Restricted under the ITC(HS) Export Policy requires a licence prior to the importation. Application for consideration of a licence by the Export Cell at DGFT submitted here. May refer to the Regulatory Updates > ITC(HS) based Export Policy for policy details.

[Explore](#)

License for SCOMET Exports

As per the extant policy, Export of Special Chemicals, Organisms, Materials, Equipment and Technologies (SCOMET) items shall be permitted only against an export authorisation issued. Application for consideration of a licence by the SCOMET Cell at DGFT submitted here.

[Explore](#)

Restricted Exports

What is Restricted Exports?

Items which are Restricted under the ITC(HS) Export Policy requires a licence prior to the importation. Application for consideration of a licence by the Export Cell at DGFT submitted here. May refer to the Regulatory Updates > ITC(HS) based Export Policy for policy details.

Restricted Export

Export of Restricted Items

Items which are Restricted under the ITC(HS) Export Policy requires a licence prior to the importation. Application for consideration of a licence by the Export Cell at DGFT submitted here. May refer to the Regulatory Updates > ITC(HS) based Export Policy for policy details.

[Apply](#)

Export of Samples or Exhibits or Gifts or Spares or Replacement Goods

For Export of Samples or Exhibits or Gifts or Spares or Replacement Goods, an application may be made to DGFT from here.

[Apply](#)

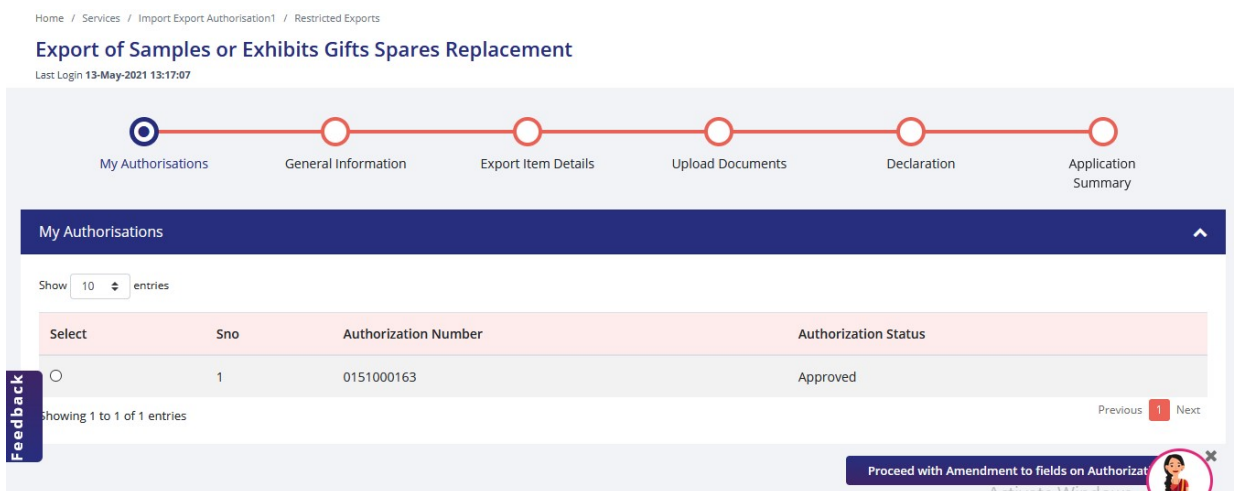


29. User will reach to Draft Applications screen. All draft applications will be displayed here.

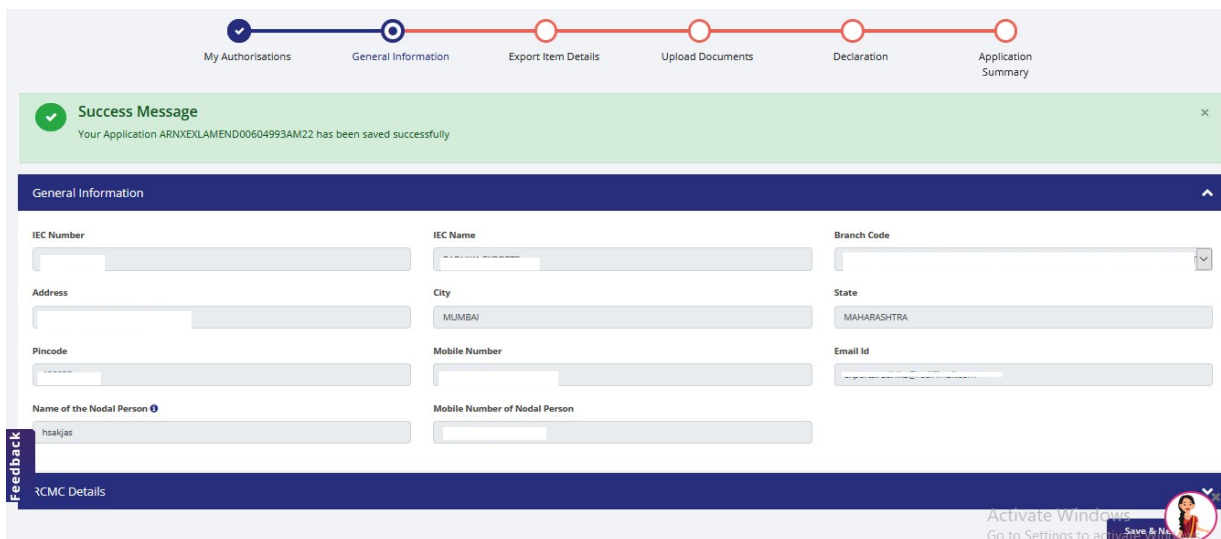


30. In Draft Application screen Click on “**Start Fresh Application**” button or click on “**Proceed with Existing Application**” Button in case user already saved a draft application.

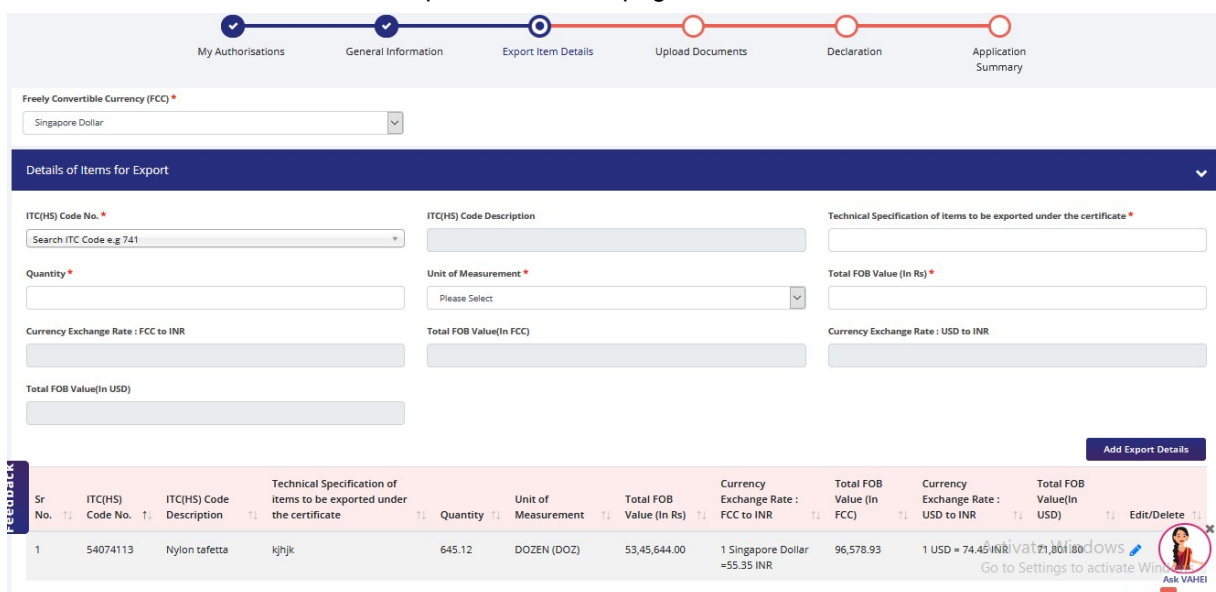
31. When user starts a fresh application, user will be directed to my authorization page, select an authorization and click on „proceed with amendment to fields on authorization” button.



32. Applicant will reach General information page where the details will be autopoulated. Then click on save and next button.



33. Click on save and next button to reach Export Item details page.

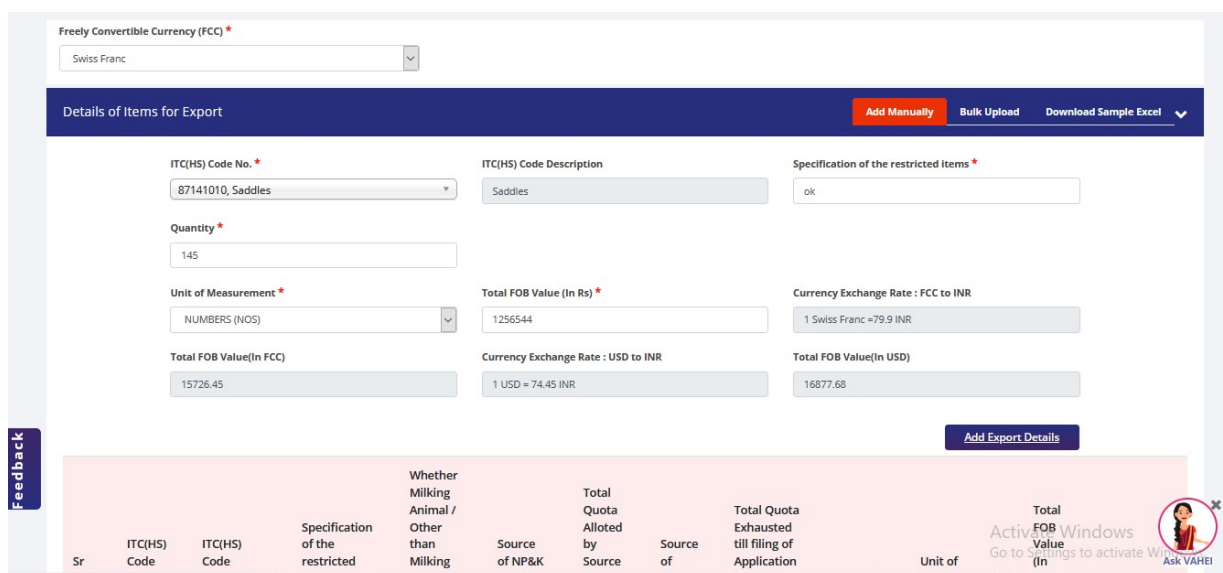


34. In export details page, the Freely Convertible Currency (FCC) and the item details will be auto populated from the authorization issued.

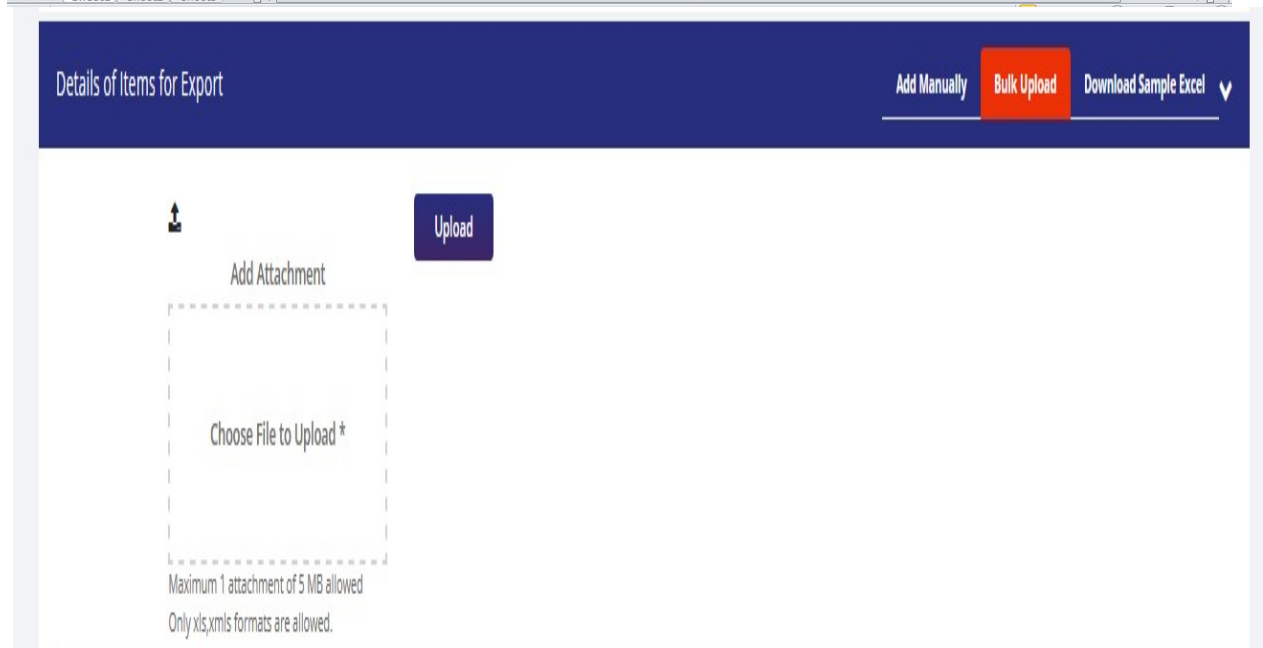
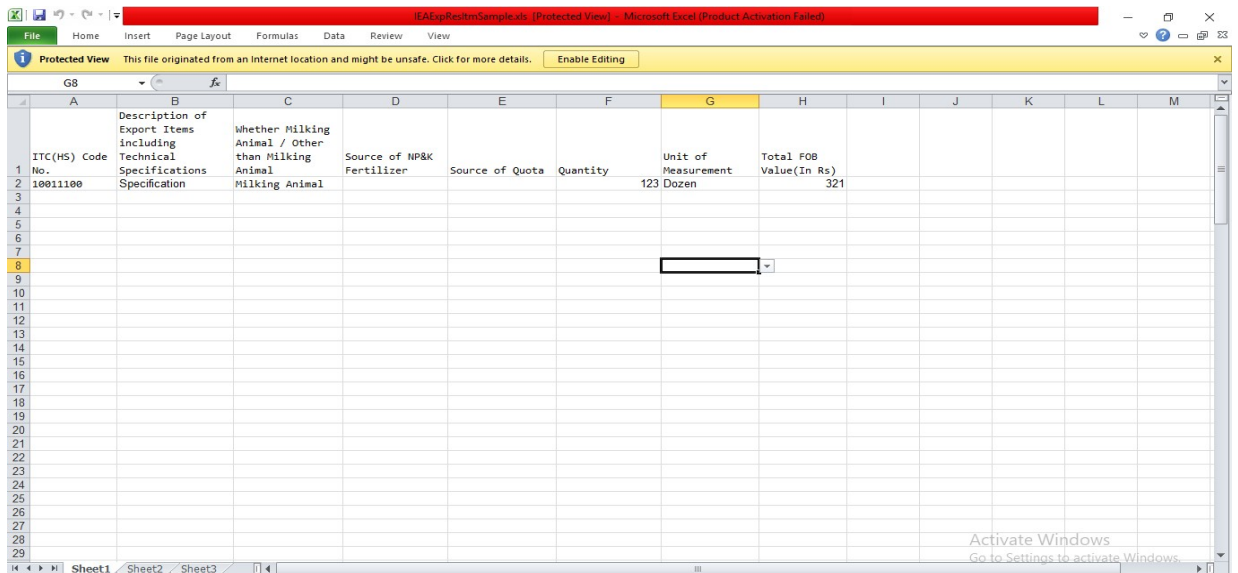
Note: user can modify the fcc and the details of item for export section but user cannot modify the purpose of export.

35. Now you can add the „item for export“ manually or bulk upload then the items will be added to the table.

a. For adding the items manually, fill the Item details under the Details of items export section and click on add button



- b. Now to add the items through bulk upload. First download the sample excel, the click on bulk upload button then upload the modified excel sheet.



Sr No.	ITC(HS) Code No.	ITC(HS) Code Description	Specification of the restricted items	Whether Milking Animal / Other than Milking Animal	Source of NP&K Fertilizer	Total Quota Alloted by Source (in MT)	Source of Quota	Total Quota Exhausted till filing of Application (in MT)	Quantity	Unit of Measurement	Total FOB Value (In Rs)	Edit/Delete
1	87141010	Saddles	ok	NA	NA		NA		145	NUMBERS (NOS)	12,56,544.00	

Grand Total FOB Value (In USD): 16,877.68 Grand Total FOB Value (In Rs): 12,56,544.00 Grand Total FOB Value (In FCC): 15,726.45

Sr No.	ITC(HS) Code No.	ITC(HS) Code Description	Specification of the restricted items	Whether Milking Animal / Other than Milking Animal	Source of NP&K Fertilizer	Total Quota Alloted by Source (in MT)	Source of Quota	Total Quota Exhausted till filing of Application (in MT)	Quantity	Unit of Measurement	Total FOB Value (In Rs)	Edit/Delete
1	87141010	Saddles	ok	NA	NA		NA		145	NUMBERS (NOS)	12,56,544.00	

Grand Total FOB Value (In USD): 16,877.68 Grand Total FOB Value (In Rs): 12,56,544.00 Grand Total FOB Value (In FCC): 15,726.45

36. Click on save and next button to reach „Upload Documents” page

37. In „Upload Documents” page attach all the required documents with remarks Note: user can attach maximum of 5 attachments of same type.

Attachment

Attachment Type: A copy of purchase order / import order from foreign buyer contract ag

Remark: ok

Character remains are: 38

Uploaded Document List

Show: 10 entries

Attachment Type	Remark	View/Add More Attachments	Delete
No data available in table			

Previous Next

Upload Attachments

Attachment

Attachment Type: Please select

Remark: A copy of purchase order / import order from foreign buyer contract agreement duly signed and stamped by both the parties (seller/purchaser)

Character remains are: 38

Uploaded Document List

Show: 10 entries

Attachment Type	Remark	View/Add More Attachments	Delete
A copy of purchase order / import order from foreign buyer contract agreement duly signed and stamped by both the parties (seller/purchaser)	ok	view	

Previous 1 Next

Clear All Save & Next

38. After uploading the documents by clicking upload attachment button, click on save and next button to reach declaration page.

1. I / We hereby certify that

A. I/We hereby declare that the particulars and the statements made in this application are true and correct to the best of my / our knowledge and belief and nothing has been concealed or held there from.

B. I/We fully understand that any information furnished in the application if found incorrect or false will render me / us liable for any penal action or other consequences as may be prescribed in law or otherwise warranted.

C. I/We undertake to abide by the provisions of the FT (D. & R) Act, 1992, as amended, the Rules and Orders Framed there under, FTP, HBP, Appendices and Aayat Niyat Forms and ITC (HS).

D. I/We hereby certify that:

- the entity for whom the application has been made have not been penalized under any of the following Acts (as amended from time to time):
 - The Customs Act, 1962.
 - The Central Excise Act, 1944.
 - Foreign Trade (Development & Regulation) Act, 1992, as amended, and
 - The Foreign Exchange Management Act, 1999.
 - The Conservation of Foreign Exchange, Prevention of Smuggling Activities Act, 1974.
 - Weapons of Mass Destruction & their Delivery Systems (Prohibition of Unlawful Activities) Act, 2008
 - The GST Act.
- none of the Directors / Partners / Proprietor / Karta / Trustees of the company /firm /HUF/Trust (as the case may be), is/are a Director(s) / Partner(s) / Proprietor / Karta / Trustee in any other Company/ firm / entity which is on the Denied Entity List (DEL) of DGFT;
- neither the Registered Office of the company / Head Office of the firm / nor any of its Branch Office(s)/ Unit(s)/ Division(s) has been declared a defaulter and has otherwise been made ineligible for undertaking import / export under any of the provisions of the Policy;
- we have not obtained nor applied for issuance of an Importer/ Exporter Code Number in the name of our Registered / Head Office or any of our Branch(s) / Unit(s) / Division(s) to any other Regional Authority.

2. I / We hereby declare that I / We have not obtained nor applied for such benefits (including issuance of an Importer/ Exporter Code Number) in the name of our Registered / Head Office or any of our Branch(s) / Unit(s) / Division(s) to any other Regional Authority.

3. I / We hereby declare that I/we have perused the list of SCOMET items as contained in the Appendix 3 to the Schedule 2 of the ITC (HS) and that the items exported / proposed to be exported does not fall within this list and that I / We agree to abide by the provisions of FTP for export of SCOMET items contained in the FTP, Schedule 2 of ITC (HS) and the HBP, irrespective of the scheme under which the item is exported / proposed to be exported.

4. I / We solemnly declare that I / We have applied for / obtained a BCNC to the EPIC which pertains to our main line of business. In case we have applied to any other council, the application has been made within the purview of the provisions of Para 2.54 of the HBP.

5. I hereby certify that I am authorized to verify and sign this declaration as per Paragraph 9.6 of the Policy.

Tick the box as acceptance of declaration/undertaking and fill in the details below.

Place: Date:

User Details

(Note: If user profile are not updated, Please update your logged in user profile before submitting the application by clicking on your Username > Profile in the top right corner of website.)

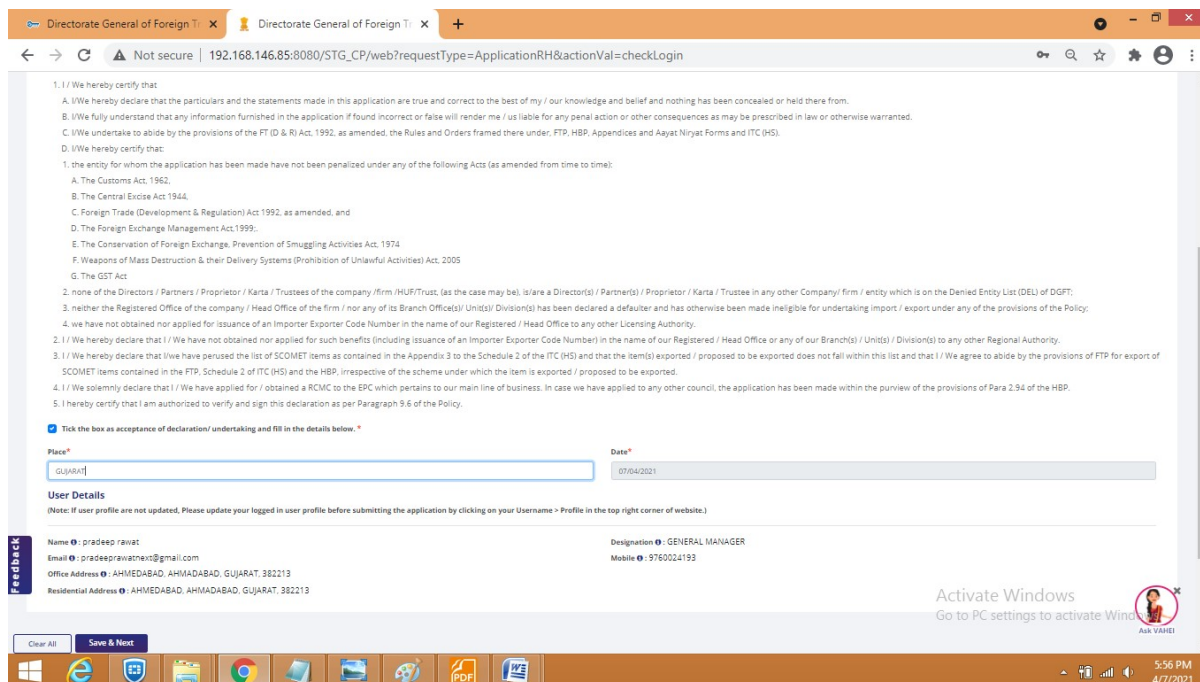
Name: Designation:

Email: Mobile:

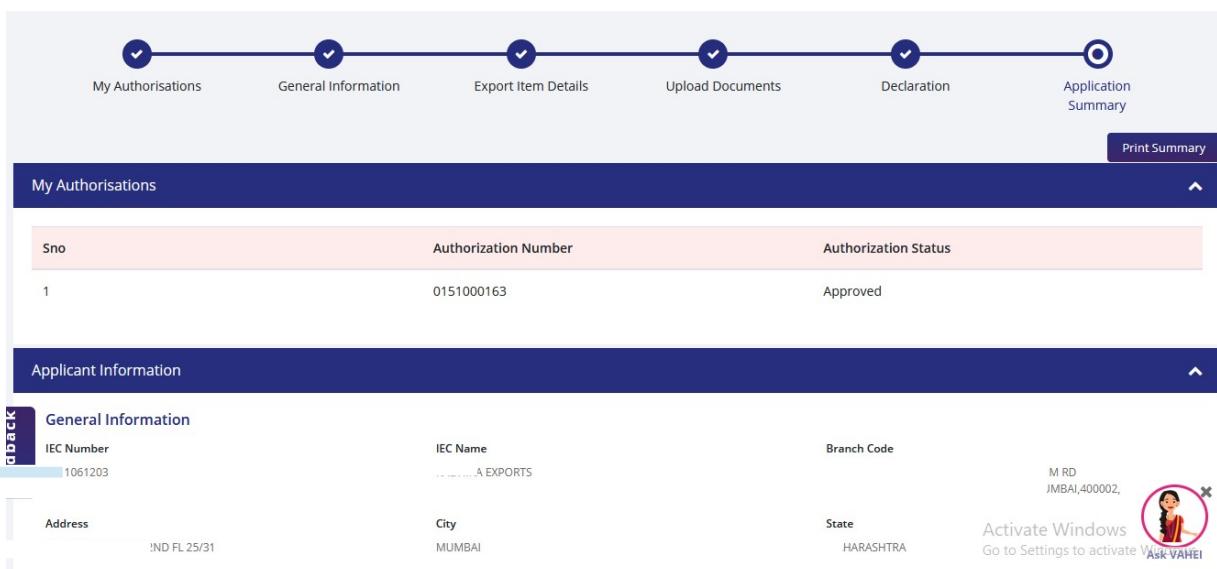
Office Address:

Residential Address:

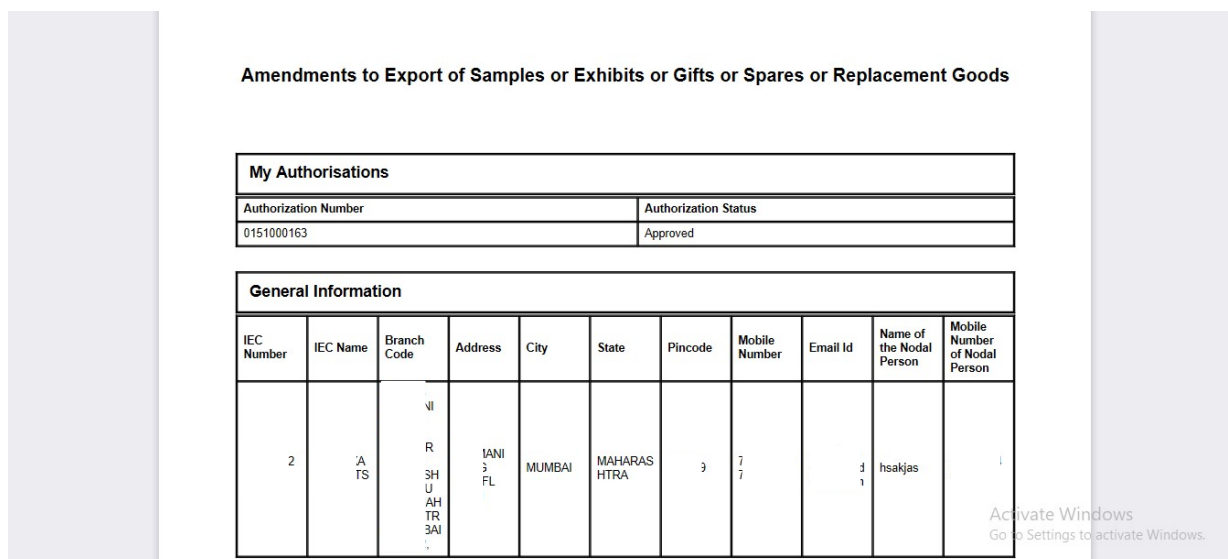
39. On declaration screen, user will select terms and conditions check box to accept it. User can update “Place” field if required and then click on “Save and Next” button.



40. Details entered by the user will be Saved, Draft of the application will be created and user will reach to **Application Summary** screen.



41. Click on print button present in the summary page to print the application summary.



42. In the application summary screen, click on proceed with payment to make payment for the application.

irrespective of the scheme under which the item is exported / proposed to be exported.

7. I / We solemnly declare that I / We have applied for / obtained a RCMC to the EPC which pertains to our main line of business. In case we have applied to any other council, the application has been made within the purview of the provisions of Para 2.94 of the HBP.

8. I hereby certify that I am authorized to verify and sign this declaration as per Paragraph 9.6 of the Policy.

You have ticked the box as acceptance of declaration/ undertaking details.

Place : ok Date : 13/05/2021

Name : Amit Tibrewal Designation : Partner

Email : Mobile :

Office Address :

Residential Address : 1059

back

Payment for Export of Samples or Exhibits or Gifts or Spares or Replacement Goods

43. On application fee payment screen user can verify the fee details and click on “**Submit**” button to make the payment against application.

! Payments made from corporate accounts require additional approval from Bank portal. It may take 1 - 7 days to reflect in the system based on when approval is given from the checker account.

Applicant Name: Amit Tibrewal Applicant Email: @mail.com Applicant Address: IND FL 25/31

Application Type: Restricted Export Service Type: Apply for Amendment of Export of Samples or Exhibits or Gifts or Spares or Replacement Goods Application Number: ARNXELAMEND00604993AM22

Service Description	Fees Amount (₹)
Amendments to Export of Samples or Exhibits or Gifts or Spares or Replacement Goods	200.0

Feedback

Have you already paid in Miscellaneous Payment System (eMPS) / Legacy Draft Application? Yes No

Activate Windows
Go to Settings to activate Windows
ASK VAHEI

44. After Successful Payment, the user will be redirected to the DGFT Website and the receipt shall be displayed, the user can also download/print the receipt.

Print Receipt

Rita Singh, Joint Secretary
DIRECTORATE GENERAL OF FOREIGN TRADE
DGFT, Udyog Bhawan, New Delhi

E-PAYMENT RECEIPT

IEC	
File Number	HQRXELAMEND003E343AM22
Date of Submission	2021-05-13 01:30:14
IP Address	192.168.136.36
Firm Name	
Firm Address	
Service Availed	Apply for Amendment of Export of Samples or Exhibits or Gifts or Spares or Replacement Goods
Mode of Signature	Digital Signature

PAYMENT DETAILS

Transaction Id	956452
Total Fee Amount (in INR)	200.00
Date of Submission	2021-05-13 01:30:14
Mode of Payment	ONLINE
Transaction Status	SUCCESS
Transaction Complete Date	2021-05-13 01:30:14

back

OK Download Receipt

Activate Windows

45. The user shall receive the identity card application submission message with File number on the screen. User will also receive email/SMS for file submission. If User clicks on OK button on Epayment receipt, user will be redirected to Submitted applications via My Dashboard

विदेश व्यापार महानिदेशालय
DIRECTORATE GENERAL OF FOREIGN TRADE

Home About DGFT Services My Dashboard Regulatory Updates Learn Indian Trade Service RTI

Your application for **Apply for Amendment of Export of Samples or Exhibits or Gifts or Spares or Replacement Goods** with file number **HQRXEXLAMEND00035343AM22** has been successfully submitted to DGFT for further processing.

OK

Print Receipt

Feedback

IEC
File Number
Date of Submission
IP Address
Firm Name
Firm Address
Service Availed
Mode of Signature

Apply for Amendment of Export of Samples or Exhibits or Gifts or Spares or Replacement Goods
Digital Signature

Activate Windows
Go to Settings to activate Windows
ASK VAHEI

Showing result for : Application process -> Restricted Export Application Sub process -> Amendments to Export of Samples or Exhibits or Gifts or Spares or Replacement Goods File Number - HQRXEXLAMEND00035343AM22

Search:

Sl.No.	Application Number	File Number	File Date	Entity Name	Branch	RA Office	File Status	Action
1	ARNXEXLAMEND00604993AM22	HQRXEXLAMEND00035343AM22	13/05/2021		001	DGFT(HQ)	In Process	Action

Showing 1 to 1 of 1 entries

Previous 1 Next

46. With Action button you can perform the highlighted actions

Showing result for : Application process -> Restricted Export Application Sub process -> Amendments to Export of Samples or Exhibits or Spares or Replacement Goods File Number - HQRXEXLAMEND00035343AM22

Search:

Sl.No.	Application Number	File Number	File Date	Entity Name	Branch	RA Office	File Status	Action
1	ARNXEXLAMEND00604993AM22	HQRXEXLAMEND00035343AM22	13/05/2021		001	DGFT(HQ)	In Process	<ul style="list-style-type: none"> Print Withdraw Attach Documents Payment Details View Life Cycle DSC/eSign Details Transmission Details View Submitted Attachments

Showing 1 to 1 of 1 entries

Previous 1 Next

10. Apply for Revalidation of Exports of sample or exhibits gifts spares replacement

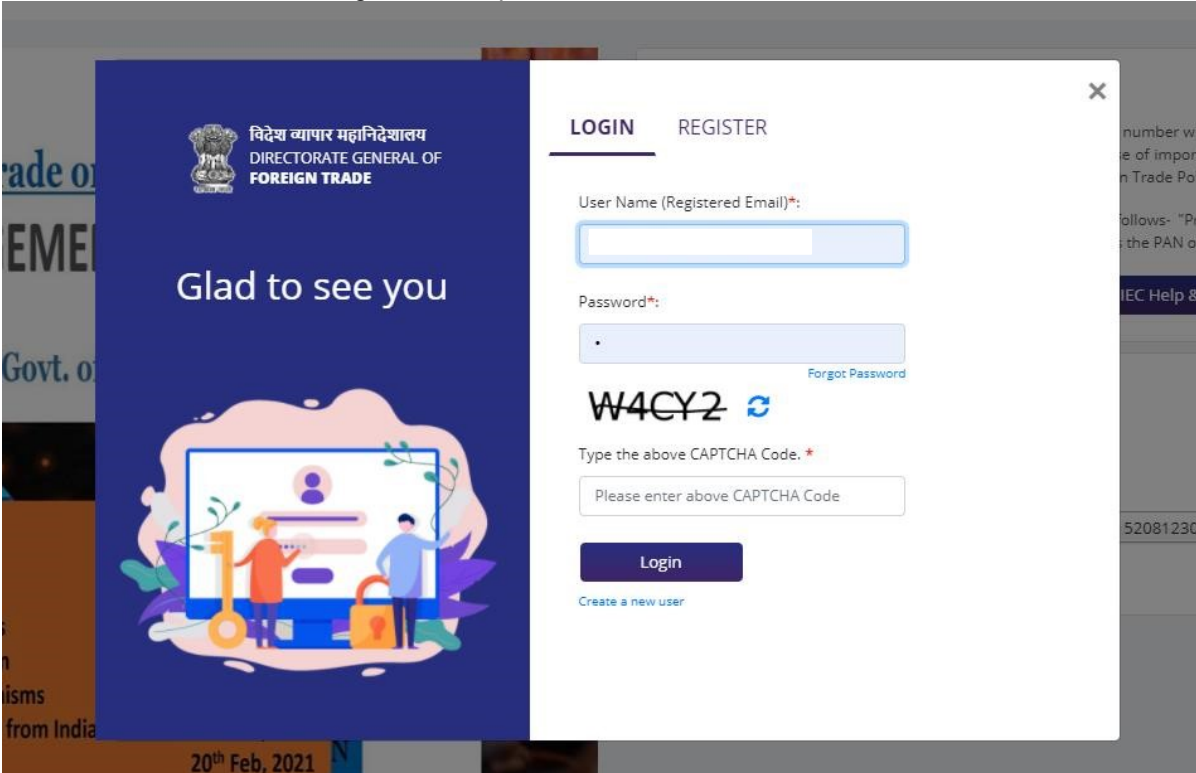
To Revalidate the Exports of sample or exhibits gifts spares replacement on the DGFT portal you would require:

Pre-requisites:


- j) Valid Login Credentials to DGFT Portal (After Registering on DGFT Portal).
- k) Active Firm's Bank account for entering its details in the Application and to make online payment of the application fee
- l) Approved and issued Exports of sample or exhibits gifts spares replacement

Then proceed with the following steps:

- 47. Visit the DGFT website and login in to the portal with valid credentials.



The screenshot shows the DGFT portal login interface. On the left, there is a blue banner with the DGFT logo and the text "Glad to see you". On the right, there is a white login form with the following fields and options:

- LOGIN REGISTER** (tabs)
- User Name (Registered Email)*:
- Password*: [Forgot Password](#)
- W4CY2  (CAPTCHA code)
- Type the above CAPTCHA Code. *
- Login** button
- [Create a new user](#)

- 48. Navigate to **Services > Export Management System > Licence for Restricted exports > Exports of sample or exhibits gifts spares replacement > Apply for Revalidate of existing application**

Amit's Dashboard
Last Login 04-May-2021 13:55:03

For Your Action Notifications
No Task Available

Valid IEC Status
0 Value of Scrips Approved
341 Authorisations Issued

Frequently Accessed Links
Advanced Authorisation, MEIS, IEC, EPCG, SEIS, Import Export Authorisation, Search Norms

Export Management System

What is Export Management System

DGFT as under the FTDR Act notifies various restrictions or quota or conditions on certain category of exports from India. These restrictions may require a licence or registration prior to the exports. The modules here allow exporters to apply for export licences, quotas and other registrations which are issued to be by DGFT. Some such modules covered herein are Export License for Restricted Items, Export License for SCOMET Items, License under Indo US Memorandum, License under Indo EU besides others. You may choose to apply and monitor all such applications through the modules available below.

Export Management System

License for Restricted Exports

Items which are Restricted under the ITC(HS) Export Policy requires a licence prior to the importation. Application for consideration of a licence by the Export Cell at DGFT submitted here. May refer to the Regulatory Updates > ITC(HS) based Export Policy for policy details.

[Explore](#)

License for SCOMET Exports

As per the extant policy, Export of Special Chemicals, Organisms, Materials, Equipment and Technologies (SCOMET) items shall be permitted only against an export authorisation issued. Application for consideration of a licence by the SCOMET Cell at DGFT submitted here.

[Explore](#)

Restricted Exports

What is Restricted Exports?

Items which are Restricted under the ITC(HS) Export Policy requires a licence prior to the importation. Application for consideration of a licence by the Export Cell at DGFT submitted here. May refer to the Regulatory Updates > ITC(HS) based Export Policy for policy details.

Restricted Export

Export of Restricted Items

Items which are Restricted under the ITC(HS) Export Policy requires a licence prior to the importation. Application for consideration of a licence by the Export Cell at DGFT submitted here. May refer to the Regulatory Updates > ITC(HS) based Export Policy for policy details.

[Apply](#)

Export of Samples or Exhibits or Gifts or Spares or Replacement Goods

For Export of Samples or Exhibits or Gifts or Spares or Replacement Goods, an application may be made to DGFT from here.

[Apply](#)

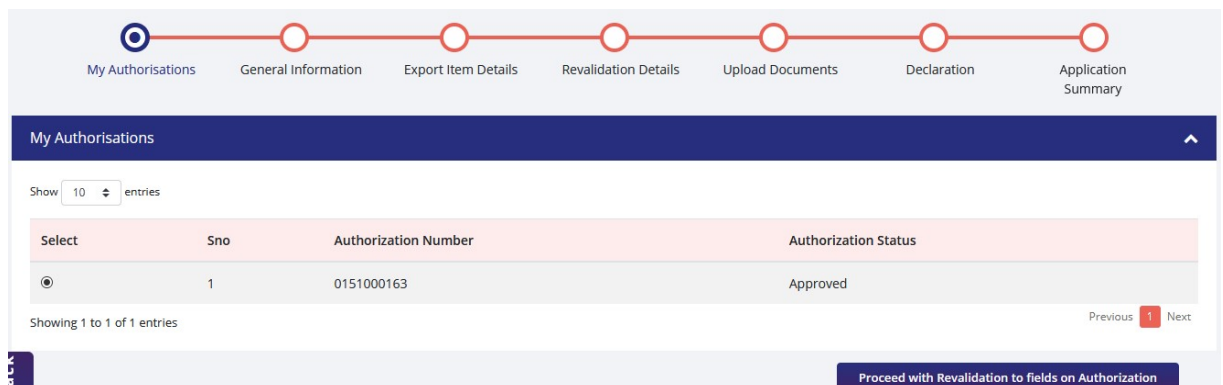


49. User will reach to Draft Applications screen. All draft applications will be displayed here.

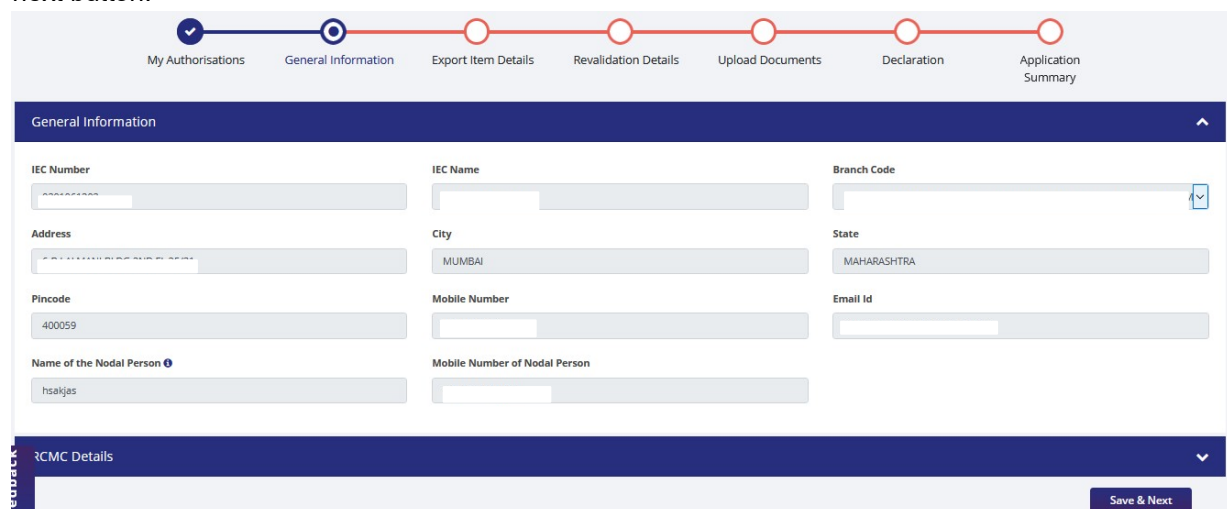


50. In Draft Application screen Click on “**Start Fresh Application**” button or click on “**Proceed with Existing Application**” Button in case user already saved a draft application.

51. When user starts a fresh application, user will be directed to my authorization page, select an authorization and click on „proceed with amendment to fields on authorization” button.



52. Applicant will reach General information page where the details will be autopoulated. Then click on save and next button.



53. Click on save and next button to reach Export Item details page.

My Authorisations General Information Export Item Details Revalidation Details Upload Documents Declaration Application Summary

Freely Convertible Currency (FCC) *
Singapore Dollar

Details of Items for Export

Sr No.	ITC(HS) Code No.	ITC(HS) Code Description	Technical Specification of items to be exported under the certificate	Quantity	Unit of Measurement	Total FOB Value (In Rs)	Currency Exchange Rate : FCC to INR	Total FOB Value (In FCC)	Currency Exchange Rate : USD to INR	Total FOB Value(In USD)
1	54074113	Nylon tafetta	kjhjk	645.12	DOZEN (DOZ)	53,45,644.00	1 Singapore Dollar =55.35 INR	96,578.93	1 USD = 74.45 INR	71,801.80

Showing 1 to 1 of 1 entries
Grand Total FOB Value (In USD) 71801.8 Grand Total FOB Value (In Rs) 5345644 Grand Total FOB Value (In FCC) 96578.93

Purpose of Exports
Purpose of Export Description (Including clarifications, if any)
ok

Activate Windows
Go to Settings to activate Windows
Ask VARFI

54. In export details page, applicant cannot modify any field values

55. Click on save and next button to reach revalidation page

My Authorisations General Information Export Item Details Revalidation Details Upload Documents Declaration Application Summary

Success Message
Your Application ARNXEXLREVL00604994AM22 has been saved successfully

Revalidation Details

Revalidation applied upto * Reason for Revalidation *

ack Clear All Save & Next

56. Enter the revalidation applied upto date and reason for revalidation

My Authorisations General Information Export Item Details Revalidation Details Upload Documents Declaration Application Summary

Success Message
Your Application ARNXEXLREVL00604994AM22 has been saved successfully

Revalidation Details

Revalidation applied upto * Reason for Revalidation *

29/05/2021 ok

ack Clear All Save & Next

57. Click on save and next button to reach „Upload Documents“ page

58. In „Upload Documents“ page attach all the required documents with remarks Note: user can attach maximum of 5 attachments of same type.

Attachment
↑

Attachment Type ⓘ

Please select

Remark

Character remains are :38

Click or Drag and Drop file to upload

Uploaded Size : 0.02 MB

Note: Maximum 5 Attachment of 5 MB Allowed (Only pdf,jpg are allowed)

Upload Attachments

Uploaded Document List

Show 10 entries

Attachment Type	Remark	View/Add More Attachments	Delete
A copy of purchase order / import order from foreign buyer contract agreement duly signed and stamped by both the parties (seller/purchaser)	ok	view	

Previous 1 Next

Clear All

Save & Next

Attachment
↑

Attachment Type ⓘ

Please select

Remark

Character remains are :38

Click or Drag and Drop file to upload

Uploaded Size : 0.02 MB

Note: Maximum 5 Attachment of 5 MB Allowed (Only pdf,jpg are allowed)

Upload Attachments

Uploaded Document List

Show 10 entries

Attachment Type	Remark	View/Add More Attachments	Delete
A copy of purchase order / import order from foreign buyer contract agreement duly signed and stamped by both the parties (seller/purchaser)	ok	view	

Previous 1 Next

Clear All

Save & Next

59. After uploading the documents by clicking upload attachment button, click on save and next button to reach declaration page.

1. I / We hereby certify that:

- A. I/we hereby declare that the particulars and the statements made in this application are true and correct to the best of my / our knowledge and belief and nothing has been concealed or held there from.
- B. I/we fully understand that any information furnished in the application if found incorrect or false will render me / us liable for any penal action or other consequences as may be prescribed in law or otherwise warranted.
- C. I/we undertake to abide by the provisions of the FT (D & R) Act, 1992, as amended, the Rules and Orders framed there under, FTI, HBR, Appendices and Aayat Niyat Poros and ITC (HS).
- D. I/we hereby certify that:

1. the entity for whom the application has been made have not been penalized under any of the following Acts (as amended from time to time):
 - A. The Customs Act, 1962;
 - B. The Central Excise Act 1944;
 - C. Foreign Trade (Development & Regulation) Act 1992, as amended; and
 - D. The Foreign Exchange Management Act 1999;
 - E. The Conservation of Foreign Exchange, Prevention of Smuggling Activities Act, 1974;
 - F. Weapons of Mass Destruction & their Delivery Systems (Prohibition of Unlawful Activities) Act, 2008;
 - G. The GST Act;
2. none of the Directors / Partners / Proprietor / Karta / Trustees of the company / firm / HUF/Trust (as the case may be), is/are a Director(s) / Partner(s) / Proprietor / Karta / Trustee in any other Company/ firm / entity which is on the Denied Entity List (DEL) or DGFT;
3. neither the Registered Office of the company / Head Office of the firm / nor any of its Branch Office(s)/ Unit(s) / Division(s) has been declared a defaulter and has otherwise been made ineligible for undertaking import / export under any of the provisions of the Policy;
4. we have not closed/ not applied for /suspense of an Importer/ Exporter Code Number in the name of our Registered / Head Office or any other Licensing Authority;

2. I / We hereby declare that I / We have not obtained nor applied for such benefits (including issuance of an Importer/ Exporter Code Number) in the name of our Registered / Head Office or any of our Branch(es) / Unit(s) / Division(s) to any other Regional Authority;
3. I / We hereby declare that I/we have passed the list of SCOMET items as contained in the Appendix 3 to the Schedule 2 of the ITC (HS) and that the item(s) exported / proposed to be exported does / do not fall within the list and that I / We agree to abide by the provisions of FTI for export of SCOMET items contained in the FTI, Schedule 2 of ITC (HS) and the HBR, irrespective of the scheme under which the item is exported / proposed to be exported;
4. I / We solemnly declare that I / We have applied for / obtained a BECM to the BEC which pertains to our main line of business, in case we have applied to any other council, the application has been made within the purview of the provisions of Para 2.94 of the HBR;
5. I hereby certify that I am authorized to verify and sign this declaration as per Paragraph 9.6 of the Policy;

☑ Tick the box as acceptance of declaration/ undertaking and fill in the details below. **

Place

Ahmedabad

Date

07/05/2021

User Details

(Note: If user profile are not updated, Please update your logged in user profile before submitting the application by clicking on your Username > Profile in the top right corner of website.)

Name: pradeep rajani

Email: pradeeprajani@rediffmail.com

Office Address: AHMEDABAD, AHMEDABAD, GUJARAT, 382219

Residential Address: AHMEDABAD, AHMEDABAD, GUJARAT, 382219

Designation: GENERAL MANAGER

Mobile: 9785022193

Activate Windows
Go to PC settings to activate Windows.

60. On declaration screen, user will select terms and conditions check box to accept it. User can update "Place" field if required and then click on "Save and Next" button.

DGFT Public

Page 64 of 73

1. I / We hereby certify that:

- I/We hereby declare that the particulars and the statements made in this application are true and correct to the best of my / our knowledge and belief and nothing has been concealed or held there from.
- I/We fully understand that any information furnished in the application if found incorrect or false will render me / us liable for any penal action or other consequences as may be prescribed in law or otherwise warranted.
- I/We undertake to abide by the provisions of the FT (D & R) Act, 1992, as amended, the Rules and Orders framed there under, FTP, HBR, Appendices and Aayat Niriyat Forms and ITC (HS).

D. I/We hereby certify that:

- the entity for whom the application has been made have not been penalized under any of the following Acts (as amended from time to time):
 - The Customs Act, 1962,
 - The Central Excise Act 1944,
 - Foreign Trade (Development & Regulation) Act 1992, as amended, and
 - The Foreign Exchange Management Act 1999;
 - The Conservation of Foreign Exchange, Prevention of Smuggling Activities Act, 1974
 - Weapons of Mass Destruction & their Delivery Systems (Prohibition of Unlawful Activities) Act, 2005
 - The GST Act
- none of the Directors / Partners / Proprietor / Karta / Trustees of the company / firm / HUF/Trust, (as the case may be), is/are a Director(s) / Partner(s) / Proprietor / Karta / Trustee in any other Company/ firm / entity which is on the Denied Entity List (DEL) of DGFT;
- neither the Registered Office of the company / Head Office of the firm / nor any of its Branch Office(s)/ Unit(s)/ Division(s) has been declared a defaulter and has otherwise been made ineligible for undertaking import / export under any of the provisions of the Policy;
- we have not obtained nor applied for issuance of an Importer/Exporter Code Number in the name of our Registered / Head Office to any other Licensing Authority.

2. I / We hereby declare that I / We have not obtained nor applied for such benefits (including issuance of an Importer/Exporter Code Number) in the name of our Registered / Head Office or any of our Branch(s) / Unit(s) / Division(s) to any other Regional Authority.

3. I / We hereby declare that I/We have perused the list of SCOMET items as contained in the Appendix 3 to the Schedule 2 of the ITC (HS) and that the Item(s) exported / proposed to be exported does not fall within this list and that I / We agree to abide by the provisions of FTP for export of SCOMET items contained in the FTP, Schedule 2 of ITC (HS) and the HBR, irrespective of the scheme under which the item is exported / proposed to be exported.

4. I / We solemnly declare that I / We have applied for / obtained a RCMC to the EPC which pertains to our main line of business. In case we have applied to any other council, the application has been made within the purview of the provisions of Para 2.94 of the HBP.

5. I hereby certify that I am authorized to verify and sign this declaration as per Paragraph 9.6 of the Policy.

Tick the box as acceptance of declaration/ undertaking and fill in the details below. *

Place* Date*

User Details
(Note: If user profile is not updated, Please update your logged in user profile before submitting the application by clicking on your Username > Profile in the top right corner of website.)

Name: pradeep ravat Designation: GENERAL MANAGER
 Email: pradeep.ravatevt@gmail.com Mobile: 9760024193
 Office Address: AHMEDABAD, AHMEDABAD, GUJARAT, 382213
 Residential Address: AHMEDABAD, AHMEDABAD, GUJARAT, 382213

Feedback

Activate Windows
Go to PC settings to activate Windows

Clear All Save & Next

61. Details entered by the user will be Saved, Draft of the application will be created and user will reach to **Application Summary** screen.

Progress bar: My Authorisations (✓), General Information (✓), Export Item Details (✓), Revalidation Details (✓), Upload Documents (✓), Declaration (✓), Application Summary (○)

Print Summary

My Authorisations

Sno	Authorization Number	Authorization Status
1	0151000163	Approved

Applicant Information

General Information

IEC Number	IEC Name	Branch Code
3301061203	A EXPORTS	M RD JMBAL,400002,
Address	City	State
25/31	MUMBAI	SHARASHTRA
Pincode	Mobile Number	Email Id

Feedback

Activate Windows
Go to Settings to activate Windows

62. Click on print button present in the summary page to print the application summary.

63. In the application summary screen, click on proceed with payment to make payment for the application.

7. I / We solemnly declare that I / We have applied for / obtained a RCMC to the EPC which pertains to our main line of business. In case we have applied to any other council, the application has been made within the purview of the provisions of Para 2.94 of the HBP.

8. I hereby certify that I am authorized to verify and sign this declaration as per Paragraph 9.6 of the Policy.

You have ticked the box as acceptance of declaration/ undertaking details.

Place: ok Date: 13/05/2021

Name: Amit Tibrewal Designation: Partner

Email: Mobile:

Office Address:

Residential Address:

Payment for Export of Samples or Exhibits or Gifts or Spares or Replacement Goods

Feedback

64. On application fee payment screen user can verify the fee details and click on **“Submit”** button to make the payment against application.

Applicant Name: Amit Tibrewal
Applicant Email: [Redacted]
Applicant Address: [Redacted]
Application Type: Restricted Export
Service Type: Revalidation of Export of Samples or Exhibits or Gifts or Spares or [Redacted]
Application Number: ARNXEXLREVL00604994AM22

Service Description	Fees Amount (₹)
Revalidation of Export of Samples or Exhibits or Gifts or Spares or Replacement Goods	500.0

Have you already paid in Miscellaneous Payment System (eMPS) / Legacy Draft Application? Yes No

[Submit](#)

65. After Successful Payment, the user will be redirected to the DGFT Website and the receipt shall be displayed, the user can also download/print the receipt.

[Print Receipt](#)

E-PAYMENT RECEIPT

IEC	[Redacted]
File Number	HQRXEXLREVL00035344AM22
Date of Submission	2021-05-13 01:51:01
IP Address	192.168.136.36
Firm Name	[Redacted]
Firm Address	[Redacted]
Service Availed	Revalidation of Export of Samples or Exhibits or Gifts or Spares or Replacement Goods
Mode of Signature	Digital Signature

PAYMENT DETAILS

Transaction Id	956454
Total Fee Amount (in INR)	500.00
Date of Submission	2021-05-13 01:51:01
Mode of Payment	ONLINE
Transaction Status	SUCCESS
Transaction Complete Date	2021-05-13 01:51:01

[OK](#) [Download Receipt](#)

66. The user shall receive the identity card application submission message with File number on the screen. User will also receive email/SMS for file submission. If User clicks on OK button on Epayment receipt, user will be redirected to Submitted applications via My Dashboard

[Print Receipt](#)

Your application for **Revalidation of Export of Samples or Exhibits or Gifts or Spares or Replacement Goods** with file number **HQRXEXLREVL00035344AM22** has been successfully submitted to DGFT for further processing.

[OK](#)

IEC	[Redacted]
File Number	HQRXEXLREVL00035344AM22
Date of Submission	2021-05-13 01:51:01
IP Address	192.168.136.36
Firm Name	[Redacted]
Firm Address	[Redacted]
Service Availed	Revalidation of Export of Samples or Exhibits or Gifts or Spares or Replacement Goods
Mode of Signature	Digital Signature

Showing result for : Application process -> Restricted Export Application Sub process -> Revalidation of Export of Samples or Exhibits or Gifts or Spares or Replacement Goods File Number - HQRXEXLREVL00035344AM22

Search:

Sl.No.	Application Number	File Number	File Date	Entity Name	Branch	RA Office	File Status	Action
1	ARNXEXLREVL00604994AM22	HQRXEXLREVL00035344AM22	13/05/2021	RADHIKA EXPORTS	001	DGFT(HQ)	In Process	Action

Showing 1 to 1 of 1 entries Previous [1](#) Next

67. With Action button you can perform the highlighted actions

Showing result for : Application process -> Restricted Export Application Sub process -> Revalidation of Export of Samples or Exhibits or Gifts or Spares or Replacement Goods File Number - HQRXEXLREVL00035344AM22

Search:

Sl.No. ↑↓	Application Number ↑↓	File Number ↑↓	File Date ↑↓	Entity Name ↑↓	Branch ↑↓	RA Office ↑↓	File Status ↑↓	Action ↑↓
1	ARNXEXLREVL000604994AM22	HQRXEXLREVL00035344AM22	13/05/2021	RADHIKA EXPORTS	001 ⓘ	DGFT(HQ)	In Process	Action ▾

Showing 1 to 1 of 1 entries

ABOUT US
 DGFT Organization Structure
 HQ Contact
 RA Contact
 Citizen Charter
 Complaints / Suggestions / Feedback

SERVICES
 IEC
 Advanced Authorization
 EPCG

REGULATORY
 Foreign Trade Statement
 ITCHS Based Import & Export
 Policy
 SION
 Central Product Classification
 O&M Instructions
 FT D&R Act

LEARN
 Application Help & FAQs
 E-Learning Videos
 Open Online Course on International Trade
 Goods & Services Tax (GST)
 Sitemap
 Map

CONTACT US
 Directorate, General of Foreign Trade (Headquarter)
 Udyog Bhawan, New Delhi
 Web Information Manager:
 Directorate General of Foreign Trade (DGFT) Udyog
 Bhawan, H-wing, Gate No-02, Maulana Azad Road, New
 Delhi - 110011
 1800-572-1550

Print

Withdraw

Attach Documents

Payment Details

View Life Cycle

DSC/eSign Details

Transmission Details

View Submitted Attachments

11. Actions that can be performed on the submitted application

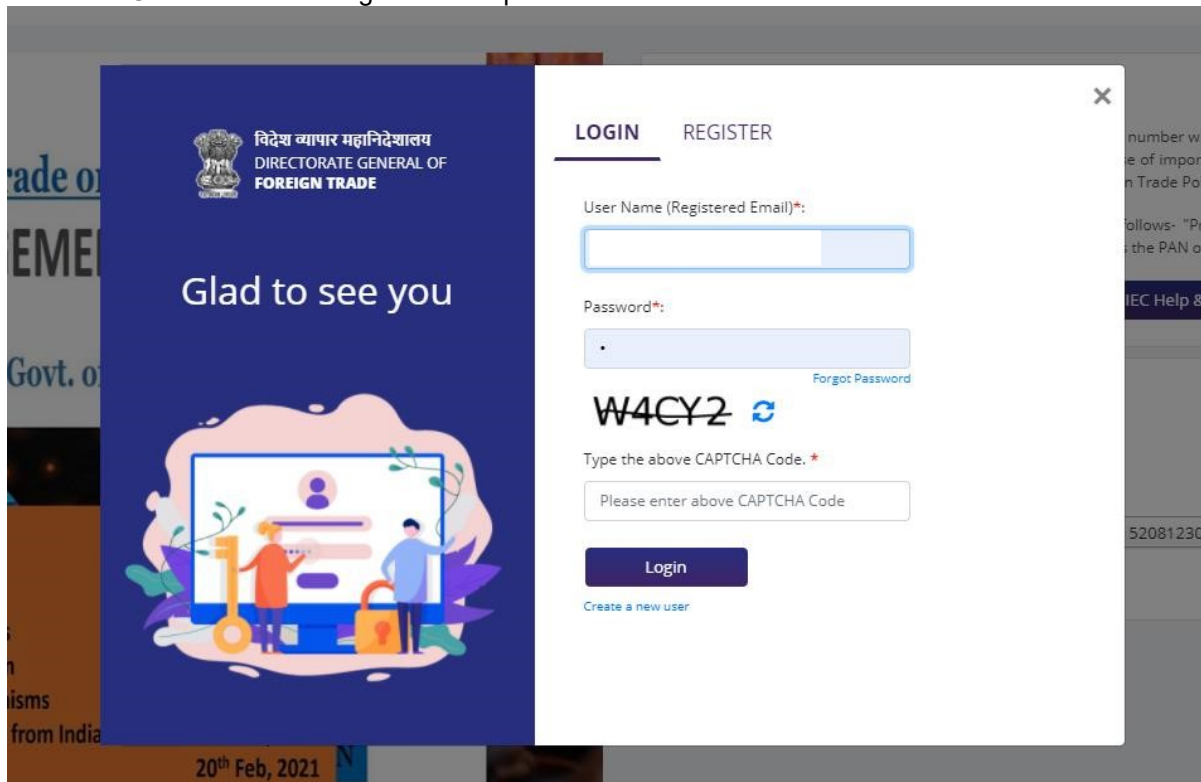
To perform actions on the Submitted restricted exports application on the DGFT portal you would require:

Pre-requisites:

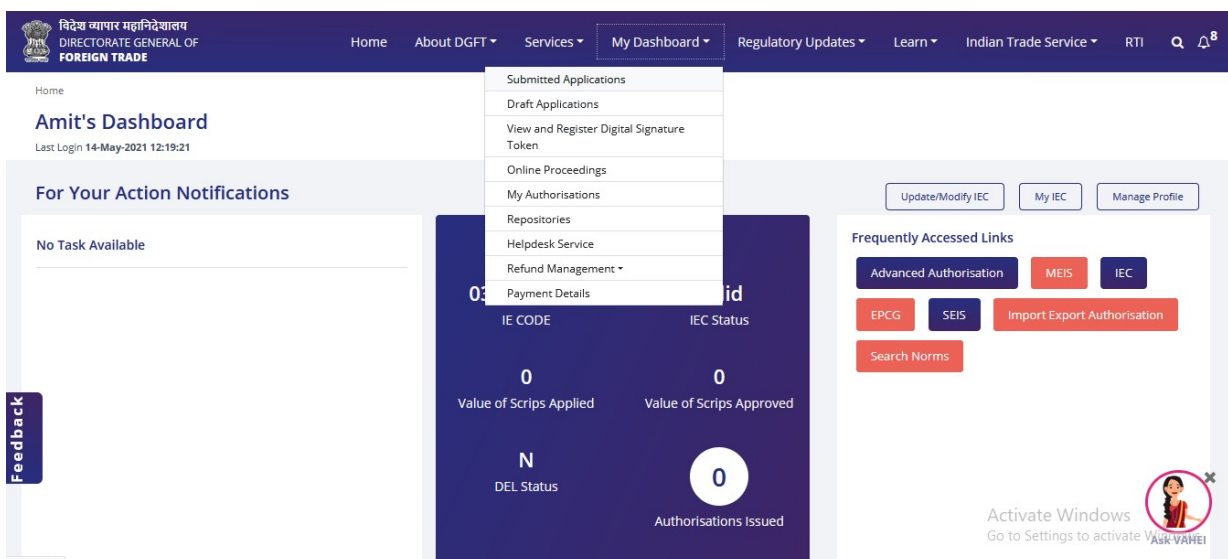
- Valid Login Credentials to DGFT Portal (After Registering on DGFT Portal).
- Active Firm's Bank account for entering its details in the Application and to make online payment of the application fee
- Submitted restricted exports application

Then proceed with the following steps:

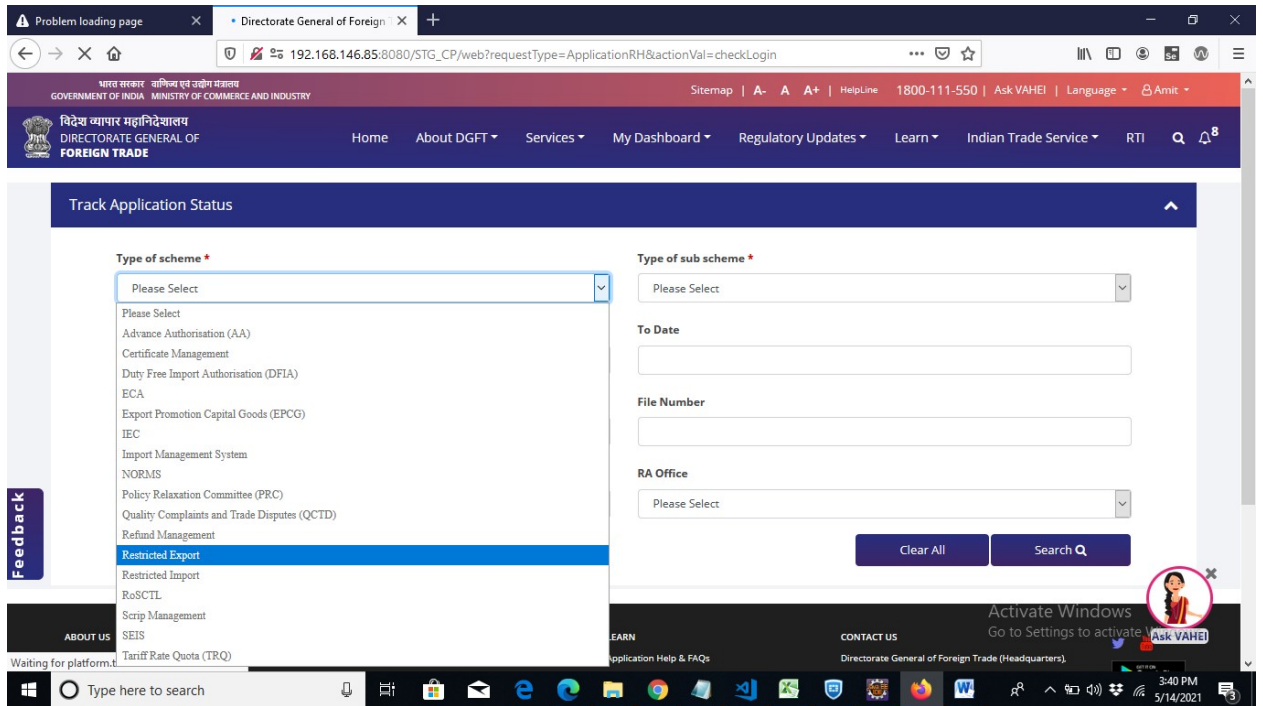
- Visit the DGFT website and login in to the portal with valid credentials.



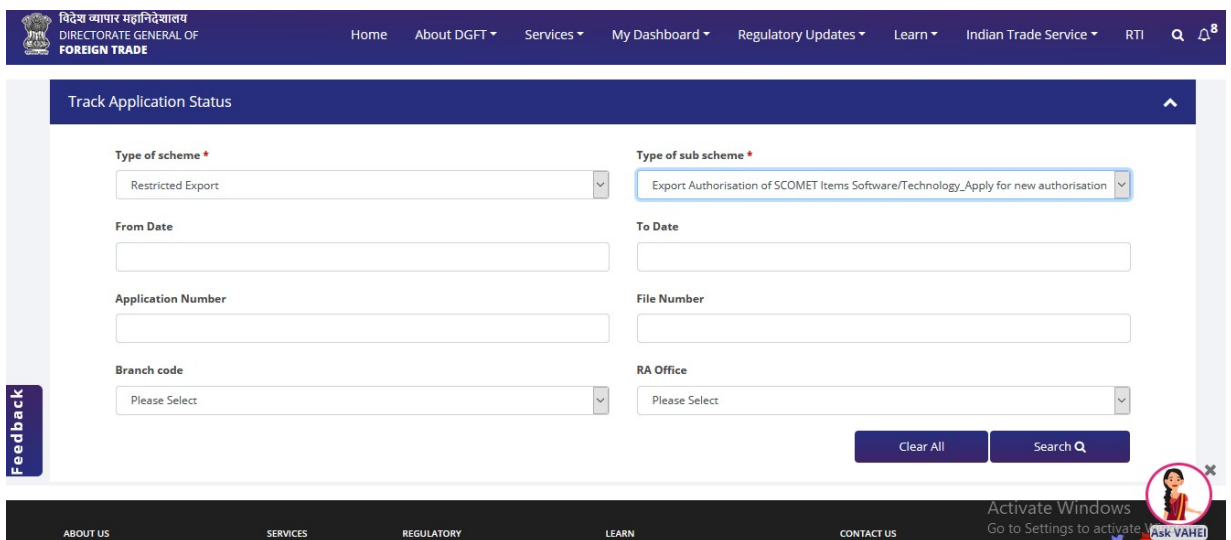
- Navigate to **My Dashboard > submitted application**



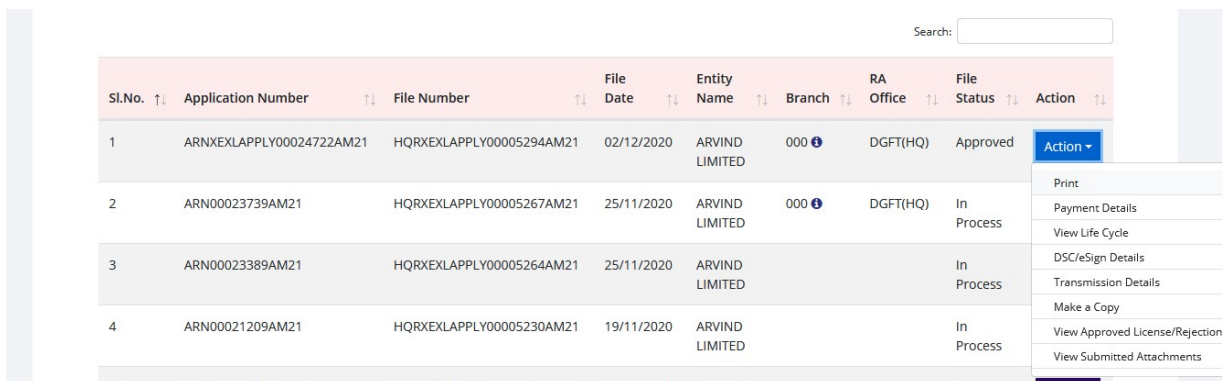
3. Select the Type of scheme as Restricted export



4. Select the Type of sub scheme as export of sample or exhibits gifts sparse replacement authorization(for new authorization or amendment or revalidation)



5. In search result click on action button of a desired file.



6. Now click on Payment details button to view the payment details

PAYMENT DETAILS

Showing result for : Application process -> Restricted Export Application Sub process -> Apply for Export of Restricted Items Authorisation Application Number - ARNXELAPPLY00024722AM21 File Number - HQRXELAPPLY00005294AM21

Sl.No.	Date & Time	Payment Status
1	02/12/2020 11:43:01 AM	SUCCESS

[Download Receipt](#)

Showing 1 to 1 of 1 entries

Previous 1 Next

Showing result for : Application process -> Restricted Export Application Sub process -> Apply for Export of Restricted Items Authorisation

7. Click on view life cycle option from the action list to view the life cycle

VIEW LIFE CYCLE

Showing result for : Application process -> Restricted Export Application Sub process -> Apply for Export of Restricted Items Authorisation Application Number - ARNXELAPPLY00024722AM21 File Number - HQRXELAPPLY00005294AM21

Sl.No.	Action	Action Date	Action By
1	Submitted	02/12/2020 11:43:12 AM	Importer/Exporter
2	Approval Issued	02/12/2020 01:51:25 PM	DGFT(HQ)

Showing result for : Application process -> Restricted Export Application Sub process -> Apply for Export of Restricted Items Authorisation

8. Click on DSC/Esign details option from the action list to view the DSC details

DSC/ESIGN DETAILS

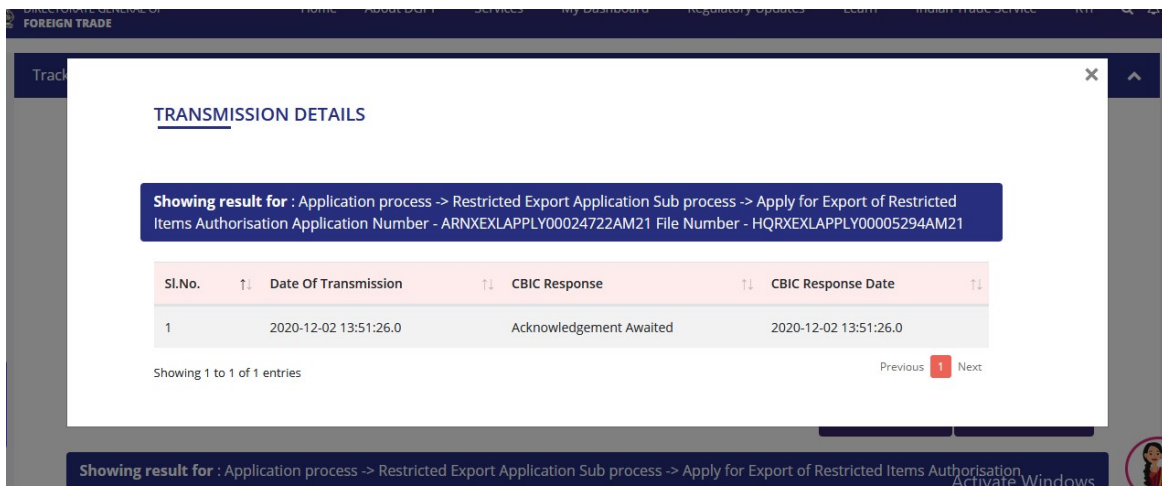
Showing result for : Application process -> Restricted Export Application Sub process -> Apply for Export of Restricted Items Authorisation Application Number - ARNXELAPPLY00024722AM21 File Number - HQRXELAPPLY00005294AM21

Sl.No.	E-sign Type	Serial Number	Signed Date	Certificate Type	Certifying Authority	Common Name	Organisation	Certificate Issued Date
No data available in table								

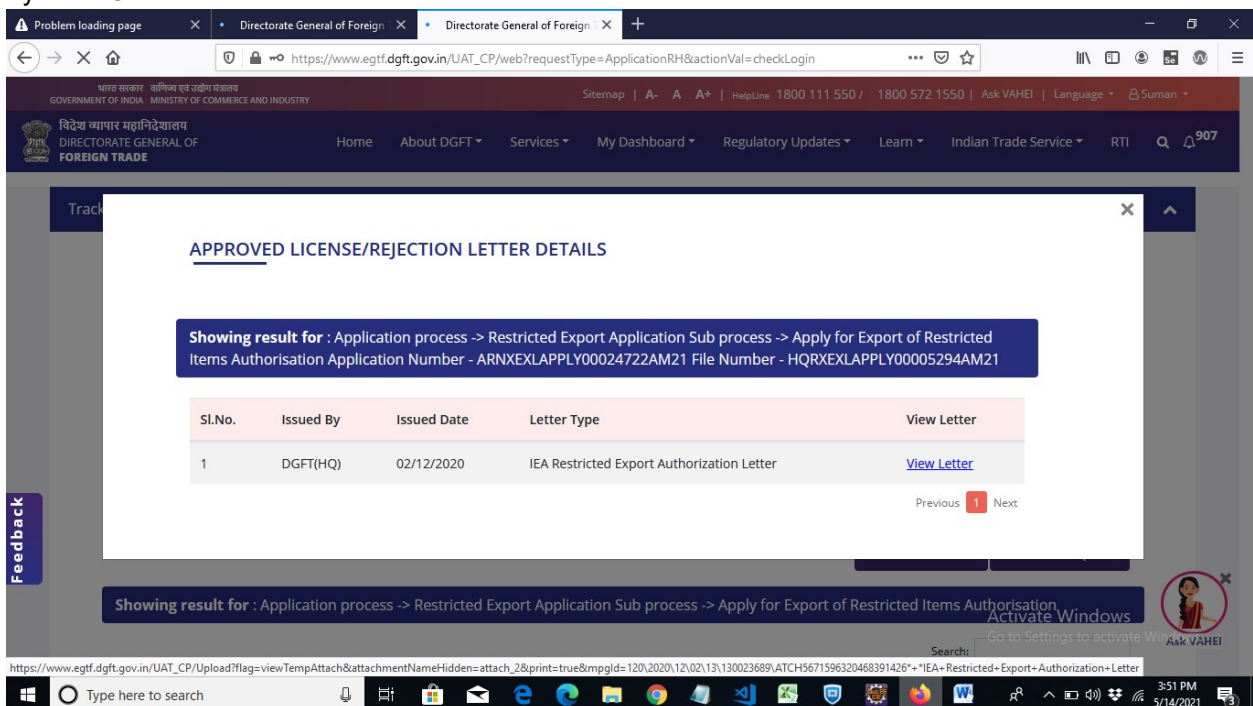
Showing 0 to 0 of 0 entries

Showing result for : Application process -> Restricted Export Application Sub process -> Apply for Export of Restricted Items Authorisation

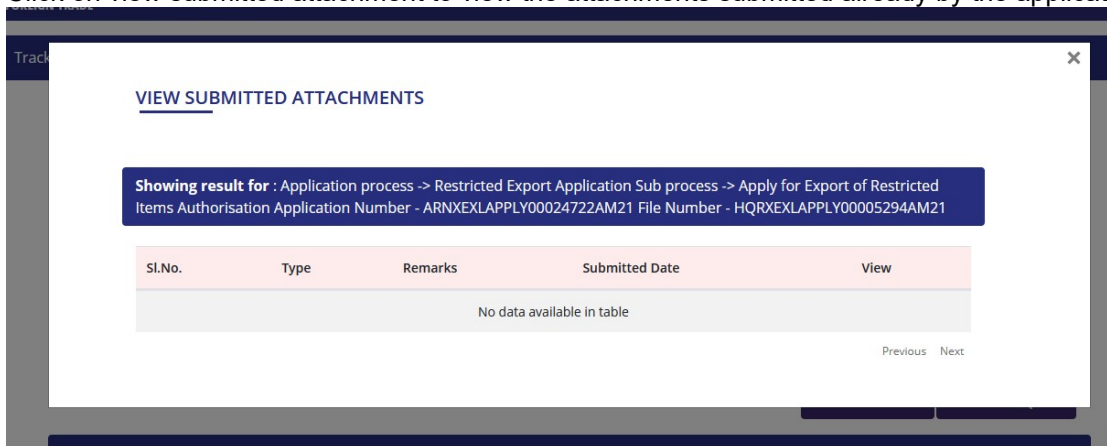
9. Click on the transmission details option from the action list to view the transmission details



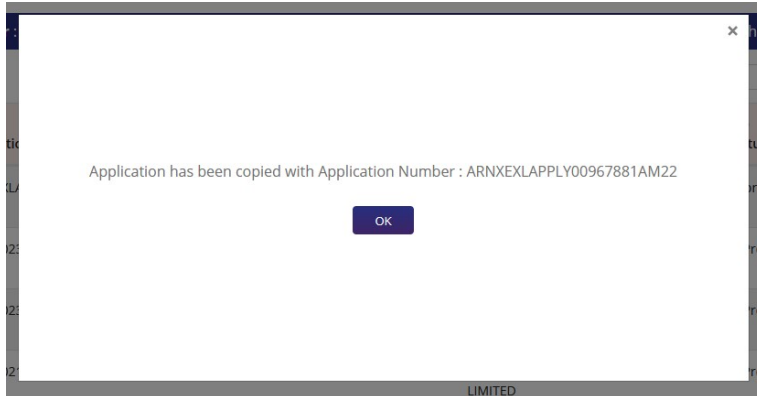
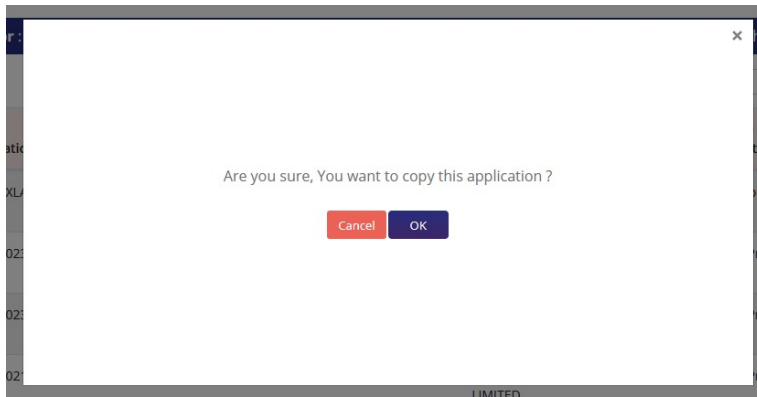
10. View approval/rejection letters from the action list and click on view letter hyper link to view the letters issued by the DGFT officer



11. Click on view submitted attachment to view the attachments submitted already by the applicant.



12. Click on make a copy from the action list to copy the application and proceed with it from draft list mentioned in section 4



13. Click on print option to view and print the submitted application

Progress bar: General Information, Application Type, Export Item Details, Shipment Details, Foreign Buyer / Consignee Details, Other Details, Upload Documents, Declaration, Application Summary.

Success Message
Your Application ARNXELAPPLY00526447AM22 has been saved successfully

Print Summary

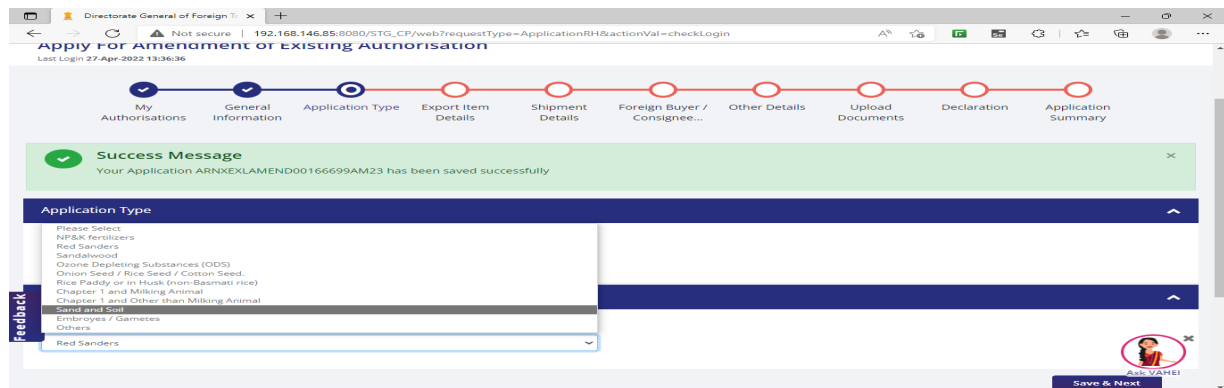
General Information

IEC Number	IEC Name	Branch Code
Address	City MUMBAI	State MAHARASHTRA
Pincode 400002	Mobile Number	Email Id
Name of the Nodal Person NAME	Mobile Number of Nodal Person 1234567890	

Application Type

12. What's New

1. Added the Export Type Category dropdown in the Application Page categorizing all the export types. The HS codes in Export Item Details will be displayed based on these Types.



2. Red Sanders ITC(HS) codes removed from Export Type Category "Others" and moved to Export Type Category "Red Sanders".